

INFLATION RATE ZAMBOANGA DEL NORTE

For All Income Households October 2024 (2018 = 100)

↑ 2.5 %

A significant INCREASE compared to SEPTEMBER 2024's 0.3, and notably LOWER compared to OCTOBER 2023's with 4.7%

↑ 124.9
CONSUMER PRICE INDEX

0.80
PURCHASING POWER OF PESO

CPI BY MAJOR COMMODITY GROUP

October 2024 (2018 = 100)




FOOD & NON-ALCOHOLIC BEVERAGES



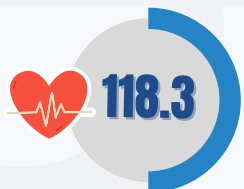
ALCOHOLIC BEVERAGES AND TOBACCO




CLOTHING AND FOOTWEAR




HOUSING, WATER, ELECTRICITY, GAS & OTHER



HEALTH



FURNISHING, HOUSEHOLD EQUIPMENT & ROUTINE HOUSEHOLD MAINTENANCE



TRANSPORT




EDUCATION SERVICES



RECREATION, SPORT AND CULTURE




INFORMATION AND COMMUNICATION



RESTAURANT AND ACCOMMODATION SERVICES



FINANCIAL SERVICES



PERSONAL CARE & MISCELLANEOUS GOODS AND SERVICES