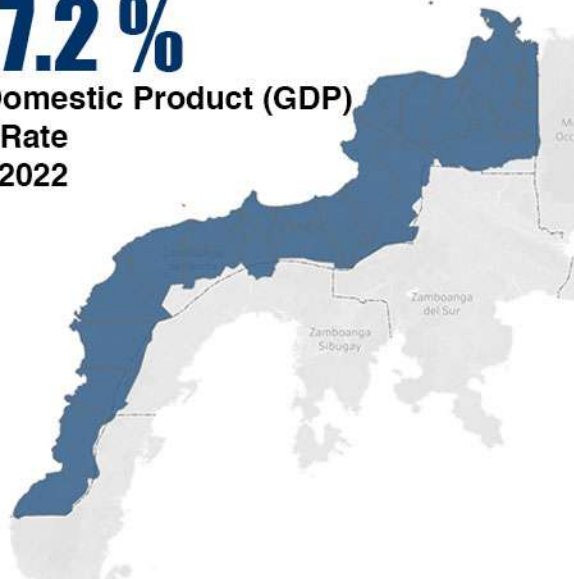
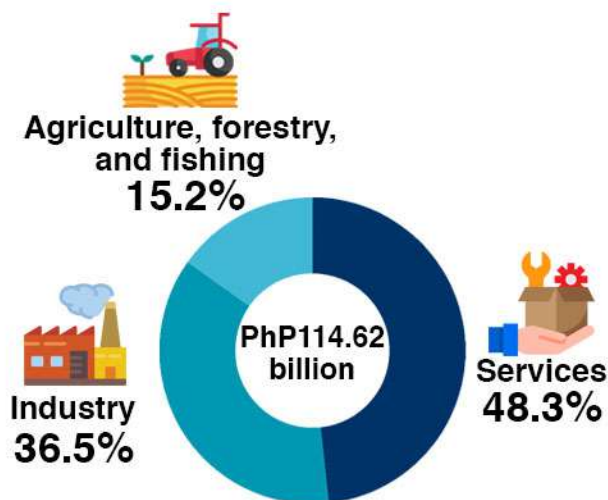


7.2%

Gross Domestic Product (GDP)
Growth Rate
2021 to 2022



SHARE OF MAJOR INDUSTRIES TO GDP



TOP 3 GROWTH RATES BY INDUSTRY

Other services
37.7%



Accommodation and
food service activities
31.1%

Construction
21.4%



TOP 3 SHARE OF INDUSTRIES TO GDP



Manufacturing
20.3%

Wholesale and retail trade;
repair of motor vehicles
and motorcycles

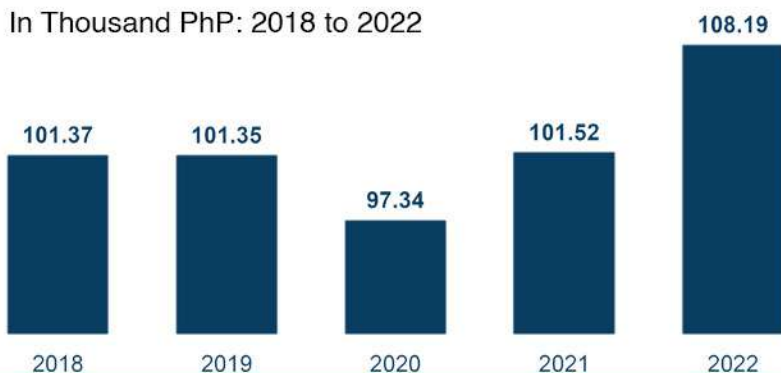
19.8%



Agriculture, forestry,
and fishing
15.2%

PER CAPITA GDP

In Thousand PhP: 2018 to 2022



The per capita GDP of
ZAMBOANGA DEL NORTE
increased by **6.6%** from 2021 to 2022