



SUMMARY OF APPROPRIATIONS, ALLOTMENTS, OBLIGATIONS, DISBURSEMENTS AND BALANCES BY OBJECT OF EXPENDITURES
As at the Quarter Ending September 30, 2021


Department : National Economic and Development Authority (NEDA)
Agency : Philippine Statistics Authority
Operating Unit : Regional Statistical Services Office - IX
Organization Code (UACS) : 24 008 0300009
Fund Cluster : 01 Regular Agency Fund
(e.g. UACS Fund Cluster: 01-Regular Agency Fund, 02-Foreign Assisted Projects Fund, 03-Special Account-Locally Funded/Domestic Grants Fund, and 04-Special Account-Foreign Assisted/Foreign Grants Fund)


Particulars	UACS CODE	Authorized Appropriations	Adjustments (Transfer From/To)/Modifications/Amendments	Adjusted Appropriations (5=(3+4))	Allotments Received	Adjustments (Reductions/Modifications/Amendments)	Appropriations				Obligations				Disbursements				Unreleased Appropriations	Unobligated Allotments	Unpaid Obl (1E-20) - On and In-remittals				
							Transfer To	Transfer From	Adjusted Allotments (10=(6+(-7)-8+9))	1st Quarter Ending March 31	2nd Quarter Ending June 30	3rd Quarter Ending Sept. 30	4th Quarter Ending Dec. 31	TOTAL (15=(11+12+13+14))	1st Quarter Ending March 31	2nd Quarter Ending June 30	3rd Quarter Ending Sept. 30	4th Quarter Ending Dec. 31				TOTAL (20=(16+17+18+19))	21=(5-10)	22=(10-13)	
SWANER		64,904,000.00	0.00	64,904,000.00	64,904,000.00	0.00	0.00	0.00	0.00	64,904,000.00	15,997,977.99	17,794,796.04	16,961,236.83	14,961,236.83	49,886,036.51	15,997,977.99	17,794,796.04	16,961,236.83	14,961,236.83	49,886,036.51	0.00	15,015,983.49	0.0		
A. Agency Specific Budget		61,271,000.00	0.00	61,271,000.00	61,271,000.00	0.00	0.00	0.00	0.00	61,271,000.00	14,338,699.15	16,761,631.21	16,074,697.05	14,105,697.05	47,166,927.41	14,338,699.15	16,761,631.21	16,074,697.05	14,105,697.05	47,166,927.41	0.00	14,105,697.05	0.0		
Personal Services		39,850,000.00	0.00	39,850,000.00	39,850,000.00	0.00	0.00	0.00	0.00	39,850,000.00	8,145,810.94	11,743,293.84	11,057,411.44	10,057,411.44	30,982,521.78	8,145,810.94	11,743,293.84	11,057,411.44	10,057,411.44	30,982,521.78	0.00	8,800,478.22	0.0		
Salaries and Wages		30,262,000.00	(2,881,983.07)	27,380,016.93	30,262,000.00	0.00	0.00	0.00	0.00	27,380,016.93	7,483,886.94	8,118,197.97	7,680,698.98	7,680,698.98	23,282,782.77	7,483,886.94	8,118,197.97	7,680,698.98	7,680,698.98	23,282,782.77	0.00	4,097,644.18	0.0		
Salaries and Wages - Regular		60,010,000.00	(2,881,983.07)	57,128,016.93	60,010,000.00	0.00	0.00	0.00	0.00	57,128,016.93	7,483,886.94	8,118,197.97	7,680,698.98	7,680,698.98	23,282,782.77	7,483,886.94	8,118,197.97	7,680,698.98	7,680,698.98	23,282,782.77	0.00	4,097,644.18	0.0		
Basic Salary - Civilian		30,262,000.00	(2,881,983.07)	27,380,016.93	30,262,000.00	0.00	0.00	0.00	0.00	27,380,016.93	7,483,886.94	8,118,197.97	7,680,698.98	7,680,698.98	23,282,782.77	7,483,886.94	8,118,197.97	7,680,698.98	7,680,698.98	23,282,782.77	0.00	4,097,644.18	0.0		
Other Compensation		8,704,000.00	891,121.88	9,595,121.88	8,704,000.00	0.00	0.00	0.00	0.00	9,595,121.88	516,500.09	3,445,502.04	1,296,500.00	1,296,500.00	5,168,503.05	516,500.09	3,445,502.04	1,296,500.00	1,296,500.00	5,168,503.05	0.00	4,097,644.18	0.0		
Personal Economic Relief Allowance (PERA)		92,000.00	92,000.00	1,820,000.00	92,000.00	0.00	0.00	0.00	0.00	1,820,000.00	418,000.00	434,000.00	422,000.00	422,000.00	1,722,000.00	418,000.00	434,000.00	422,000.00	422,000.00	1,722,000.00	0.00	546,000.00	0.0		
Representation Allowance (RA)		394,000.00	7,000.00	397,000.00	394,000.00	0.00	0.00	0.00	0.00	397,000.00	100,500.00	101,000.00	100,500.00	100,500.00	392,000.00	100,500.00	101,000.00	100,500.00	100,500.00	392,000.00	0.00	65,000.00	0.0		
Transportation Allowance (TA)		390,000.00	(247,881.17)	142,118.83	390,000.00	0.00	0.00	0.00	0.00	142,118.83	0.00	0.00	0.00	0.00	0.00	0.00	0.00	0.00	0.00	0.00	0.00	142,318.83	0.0		
Communication Allowance (CA)		423,000.00	120,000.00	543,000.00	423,000.00	0.00	0.00	0.00	0.00	543,000.00	0.00	414,000.00	0.00	414,000.00	414,000.00	0.00	414,000.00	0.00	414,000.00	0.00	138,000.00	0.0			
Clothing/Uniform Allowance - Civilian		423,000.00	0.00	423,000.00	423,000.00	0.00	0.00	0.00	0.00	423,000.00	0.00	0.00	0.00	0.00	423,000.00	0.00	0.00	0.00	0.00	423,000.00	0.00	0.00	0.0		
Clothing/Uniform Allowance - Civilian		684,000.00	684,000.00	684,000.00	684,000.00	0.00	0.00	0.00	0.00	684,000.00	0.00	684,000.00	684,000.00	684,000.00	684,000.00	0.00	684,000.00	684,000.00	684,000.00	684,000.00	0.00	0.00	0.0		
Hazard Pay (HP)		684,000.00	684,000.00	684,000.00	684,000.00	0.00	0.00	0.00	0.00	684,000.00	0.00	684,000.00	684,000.00	684,000.00	684,000.00	0.00	684,000.00	684,000.00	684,000.00	684,000.00	0.00	0.00	0.0		
Year End Bonus		2,522,000.00	21,801.00	2,543,801.00	2,522,000.00	0.00	0.00	0.00	0.00	2,543,801.00	0.00	0.00	0.00	0.00	0.00	0.00	0.00	0.00	0.00	0.00	2,543,801.00	0.00	2,543,801.00	0.0	
Year End Bonus - Civilian		2,522,000.00	21,801.00	2,543,801.00	2,522,000.00	0.00	0.00	0.00	0.00	2,543,801.00	0.00	0.00	0.00	0.00	0.00	0.00	0.00	0.00	0.00	0.00	0.00	2,543,801.00	0.00	2,543,801.00	0.0
Gain GTE		360,000.00	0.00	360,000.00	360,000.00	0.00	0.00	0.00	0.00	360,000.00	0.00	0.00	0.00	0.00	0.00	0.00	0.00	0.00	0.00	0.00	0.00	360,000.00	0.00	360,000.00	0.0
Gain GTE - Civilian		360,000.00	0.00	360,000.00	360,000.00	0.00	0.00	0.00	0.00	360,000.00	0.00	0.00	0.00	0.00	0.00	0.00	0.00	0.00	0.00	0.00	0.00	360,000.00	0.00	360,000.00	0.0
Mid-Year Bonus - Civilian		2,522,000.00	173,622.00	2,695,622.00	2,522,000.00	0.00	0.00	0.00	0.00	2,695,622.00	0.00	2,485,923.03	0.00	2,485,923.03	2,485,923.03	0.00	2,485,923.03	0.00	2,485,923.03	0.00	2,485,923.03	0.00	199,699.00	0.0	
Mid-Year Bonus - Civilian		2,522,000.00	173,622.00	2,695,622.00	2,522,000.00	0.00	0.00	0.00	0.00	2,695,622.00	0.00	2,485,923.03	0.00	2,485,923.03	2,485,923.03	0.00	2,485,923.03	0.00	2,485,923.03	0.00	2,485,923.03	0.00	340,000.00	0.0	
Other Bonus and Allowances		360,000.00	0.00	360,000.00	360,000.00	0.00	0.00	0.00	0.00	360,000.00	0.00	0.00	0.00	0.00	0.00	0.00	0.00	0.00	0.00	0.00	0.00	360,000.00	0.00	360,000.00	0.0
Productivity Incentive - Civilian		360,000.00	0.00	360,000.00	360,000.00	0.00	0.00	0.00	0.00	360,000.00	0.00	0.00	0.00	0.00	0.00	0.00	0.00	0.00	0.00	0.00	0.00	360,000.00	0.00	360,000.00	0.0
Personal Benefit Contributions		81,000.00	14,464.23	95,464.23	81,000.00	0.00	0.00	0.00	0.00	95,464.23	146,424.78	154,297.87	154,297.87	154,297.87	455,419.05	146,424.78	154,297.87	154,297.87	154,297.87	455,419.05	0.00	69,715.23	0.0		
Personal Benefit Contributions		81,000.00	14,464.23	95,464.23	81,000.00	0.00	0.00	0.00	0.00	95,464.23	146,424.78	154,297.87	154,297.87	154,297.87	455,419.05	146,424.78	154,297.87	154,297.87	154,297.87	455,419.05	0.00	69,715.23	0.0		
Pay-Big Contributions		86,000.00	4,400.00	90,400.00	86,000.00	0.00	0.00	0.00	0.00	90,400.00	20,800.00	19,600.00	21,700.00	21,700.00	62,100.00	20,800.00	19,600.00	21,700.00	21,700.00	62,100.00	0.00	28,300.00	0.0		
Pay-Big Contributions		86,000.00	4,400.00	90,400.00	86,000.00	0.00	0.00	0.00	0.00	90,400.00	20,800.00	19,600.00	21,700.00	21,700.00	62,100.00	20,800.00	19,600.00	21,700.00	21,700.00	62,100.00	0.00	28,300.00	0.0		
PhilHealth Contributions		338,000.00	5,366.23	343,366.23	338,000.00	0.00	0.00	0.00	0.00	343,366.23	107,624.78	111,987.87	111,987.87	111,987.87	330,611.00	107,624.78	111,987.87	111,987.87	111,987.87	330,611.00	0.00	13,715.23	0.0		
PhilHealth Contributions		338,000.00	5,366.23	343,366.23	338,000.00	0.00	0.00	0.00	0.00	343,366.23	107,624.78	111,987.87	111,987.87	111,987.87	330,611.00	107,624.78	111,987.87	111,987.87	111,987.87	330,611.00	0.00	13,715.23	0.0		
PhilHealth Contributions		338,000.00	5,366.23	343,366.23	338,000.00	0.00	0.00	0.00	0.00	343,366.23	107,624.78	111,987.87	111,987.87	111,987.87	330,611.00	107,624.78	111,987.87	111,987.87	111,987.87	330,611.00	0.00	13,715.23	0.0		
Other Compensation Insurance Premium (OCIP)		86,000.00	4,800.00	90,800.00	86,000.00	0.00	0.00	0.00	0.00	90,800.00	17,000.00	24,000.00	21,500.00	21,500.00	62,900.00	17,000.00	24,000.00	21,500.00	21,500.00	62,900.00	0.00	27,800.00	0.0		
OCIP - Civilian		86,000.00	4,800.00	90,800.00	86,000.00	0.00	0.00	0.00	0.00	90,800.00	17,000.00	24,000.00	21,500.00	21,500.00	62,900.00	17,000.00	24,000.00	21,500.00	21,500.00	62,900.00	0.00	27,800.00	0.0		
Other Personal Benefits		76,000.00	2,015,996.01	2,091,996.01	76,000.00	0.00	0.00	0.00	0.00	2,091,996.01	0.00	2,015,996.01	0.00	2,015,996.01	2,015,996.01	0.00	2,015,996.01	0.00	2,015,996.01	0.00	46,000.00	0.00	46,000.00	0.0	
Other Personal Benefits		76,000.00	2,015,996.01	2,091,996.01	76,000.00	0.00	0.00	0.00	0.00	2,091,996.01	0.00	2,015,996.01	0.00	2,015,996.01	2,015,996.01	0.00	2,015,996.01	0.00	2,015,996.01	0.00	46,000.00	0.00	46,000.00	0.0	
Terminal Leave Benefits - Civilian		1,639,577.73	1,639,577.73	3,279,155.46	1,639,577.73	0.00	0.00	0.00	0.00	3,279,155.46	0.00	1,639,577.73	0.00	1,639,577.73	1,639,577.73	0.00	1,639,577.73	0.00	1,639,577.73	0.00	0.00	0.00	0.00	0.0	
Terminal Leave Benefits - Civilian		1,639,577.73	1,639,577.73	3,279,155.46	1,639,577.73	0.00	0.00	0.00	0.00	3,279,155.46	0.00	1,639,577.73	0.00	1,639,577.73	1,639,577.73	0.00	1,639,577.73	0.00	1,639,577.73	0.00	0.00	0.00	0.00	0.0	
Other Personal Benefits		76,000.00	376,417.28	452,417.28																					

Particulars	UNCS CODE	Authorized Appropriations	Adjustments (Transfer From/ Adjustments)	Adjusted Appropriations	Allotments					Adjusted Allotments	Distributions				Unreleased Appropriations	Balances			
					Allotments Received	Adjustments (Reductions/ Adjustments)	Transfer To	Transfer From	10-(6)-(7)+8(9)		1st Quarter Ending March 31	2nd Quarter Ending June 30	3rd Quarter Ending Sept. 30	4th Quarter Ending Dec. 31		TOTAL	1st Quarter Ending March 31	2nd Quarter Ending June 30	3rd Quarter Ending Sept. 30
Part 011 and Lubricants Expenses	5020904000	660,000.00	(42,222.47)	617,777.53	660,000.00	(42,222.47)	0.00	0.00	0.00	617,777.53	91,880.97	186,428.97	85,518.44	0.00	343,828.38	0.00	0.00	273,309.94	0.00
Other Supplies and Materials Expenses	5020909000	280,000.00	0.00	280,000.00	280,000.00	0.00	0.00	0.00	0.00	280,000.00	50,546.00	30,000.00	0.00	0.00	80,546.00	0.00	0.00	199,454.00	0.00
Utility Expenses	5020900000	985,000.00	565,428.94	1,550,428.94	1,546,428.94	656,673.11	0.00	0.00	0.00	1,546,428.94	656,673.11	258,127.31	623,744.02	0.00	1,540,544.44	0.00	0.00	1,894.40	0.00
Travel Expenses	5020901000	280,000.00	(175,462.92)	104,537.08	280,000.00	(175,462.92)	0.00	0.00	0.00	104,537.08	56,280.00	29,742.67	39,531.41	0.00	104,517.08	0.00	0.00	87,551.76	0.00
Welfare Expenses	5020902000	728,000.00	1,441,911.76	2,169,911.76	728,000.00	1,441,911.76	0.00	0.00	0.00	2,169,911.76	620,390.11	228,624.64	591,212.61	0.00	1,440,227.36	0.00	0.00	1,664.40	0.00
Communication Expenses	5020903000	1,124,000.00	(966,985.98)	157,014.02	1,124,000.00	(966,985.98)	0.00	0.00	0.00	157,014.02	221,417.90	167,612.47	238,647.52	0.00	627,677.89	0.00	0.00	131,238.13	0.00
Postage and Courier Services	5020901000	250,000.00	(63,100.00)	186,900.00	250,000.00	(63,100.00)	0.00	0.00	0.00	186,900.00	34,500.00	35,620.00	13,000.00	0.00	83,000.00	0.00	0.00	131,238.03	0.00
Telephone Expenses	5020903000	320,000.00	(23,800.00)	296,200.00	320,000.00	(23,800.00)	0.00	0.00	0.00	296,200.00	61,924.59	35,057.77	72,866.83	0.00	169,849.19	0.00	0.00	131,238.03	0.00
Printing	5020902002	100,000.00	0.00	100,000.00	100,000.00	0.00	0.00	0.00	0.00	100,000.00	29,021.58	7,423.04	29,748.05	0.00	66,192.67	0.00	0.00	0.00	0.00
Internet Subscription Expenses	5020903000	540,000.00	(69,180.00)	470,820.00	540,000.00	(69,180.00)	0.00	0.00	0.00	470,820.00	124,962.51	93,124.79	152,881.69	0.00	370,919.99	0.00	0.00	38,400.00	0.00
Contractual - Initialance and Extraordinary	5021000000	118,000.00	0.00	118,000.00	118,000.00	0.00	0.00	0.00	0.00	118,000.00	29,100.00	19,400.00	29,100.00	0.00	77,600.00	0.00	0.00	38,400.00	0.00
Extraordinary and Miscellaneous Expenses	5021000000	118,000.00	0.00	118,000.00	118,000.00	0.00	0.00	0.00	0.00	118,000.00	29,100.00	19,400.00	29,100.00	0.00	77,600.00	0.00	0.00	38,400.00	0.00
Security Services	5021200000	5,658,726.70	559,726.70	6,218,453.40	5,658,000.00	559,726.70	0.00	0.00	0.00	6,218,453.40	2,968,344.46	1,550,129.18	1,820,180.63	0.00	5,968,654.27	0.00	0.00	280,809.13	0.00
Information Services	5021200000	676,000.00	0.00	676,000.00	676,000.00	0.00	0.00	0.00	0.00	676,000.00	61,392.00	97,484.18	292,719.53	0.00	451,595.71	0.00	0.00	224,494.29	0.00
Security Services	5021200000	500,000.00	559,726.70	1,059,726.70	500,000.00	559,726.70	0.00	0.00	0.00	1,059,726.70	489,984.00	90,000.00	469,762.70	0.00	1,059,726.70	0.00	0.00	35,688.14	0.00
Other General Services	5021200000	4,490,000.00	0.00	4,490,000.00	4,490,000.00	0.00	0.00	0.00	0.00	4,490,000.00	2,033,988.46	1,362,675.00	1,057,678.40	0.00	4,454,341.86	0.00	0.00	35,688.14	0.00
Other General Services	5021200000	4,490,000.00	0.00	4,490,000.00	4,490,000.00	0.00	0.00	0.00	0.00	4,490,000.00	2,033,988.46	1,362,675.00	1,057,678.40	0.00	4,454,341.86	0.00	0.00	35,688.14	0.00
Travel Insurance Premiums and Other Fees	5021300000	180,000.00	(100,463.02)	79,536.98	180,000.00	(100,463.02)	0.00	0.00	0.00	79,536.98	54,110.25	25,420.76	0.00	0.00	79,536.98	0.00	0.00	0.00	0.00
Travel Insurance Premiums	5021300000	80,000.00	(38,991.19)	41,008.81	80,000.00	(38,991.19)	0.00	0.00	0.00	41,008.81	41,008.81	0.00	0.00	0.00	41,008.81	0.00	0.00	0.00	0.00
Travel Insurance Premiums	5021300000	80,000.00	(38,991.19)	41,008.81	80,000.00	(38,991.19)	0.00	0.00	0.00	41,008.81	41,008.81	0.00	0.00	0.00	41,008.81	0.00	0.00	0.00	0.00
Utility Bond Premiums	5021300000	100,000.00	(81,471.83)	18,528.17	100,000.00	(81,471.83)	0.00	0.00	0.00	18,528.17	13,101.47	25,420.76	0.00	0.00	38,522.23	0.00	0.00	0.00	0.00
Insurance Expenses	5021300000	100,000.00	(81,471.83)	18,528.17	100,000.00	(81,471.83)	0.00	0.00	0.00	18,528.17	13,101.47	25,420.76	0.00	0.00	38,522.23	0.00	0.00	0.00	0.00
Printing and Publication Expenses	5022000000	50,000.00	(50,000.00)	0.00	50,000.00	(50,000.00)	0.00	0.00	0.00	0.00	0.00	0.00	0.00	0.00	0.00	0.00	0.00	147,000.00	0.00
Representation Expenses	5022000000	300,000.00	(72,000.00)	228,000.00	300,000.00	(72,000.00)	0.00	0.00	0.00	228,000.00	54,246.00	60,000.00	26,000.00	0.00	170,246.00	0.00	0.00	253,771.51	0.00
Transportation and Delivery Expenses	5022004000	462,000.00	(64,722.50)	397,277.50	462,000.00	(64,722.50)	0.00	0.00	0.00	397,277.50	54,246.00	60,000.00	26,000.00	0.00	170,246.00	0.00	0.00	147,000.00	0.00
Transportation Expenses	5022005000	7,700,000.00	(47,001.57)	7,652,998.43	7,700,000.00	(47,001.57)	0.00	0.00	0.00	7,652,998.43	1,448,800.00	1,858,094.67	1,337,480.00	0.00	4,690,374.67	0.00	0.00	2,882,592.76	0.00
Part/Lane Expenses	5022000001	7,700,000.00	(47,001.57)	7,652,998.43	7,700,000.00	(47,001.57)	0.00	0.00	0.00	7,652,998.43	1,448,800.00	1,858,094.67	1,337,480.00	0.00	4,690,374.67	0.00	0.00	2,882,592.76	0.00
Rents - Building and Structures	5022999000	900,000.00	(68,628.00)	831,372.00	900,000.00	(68,628.00)	0.00	0.00	0.00	831,372.00	82,365.12	156,280.12	88,375.00	0.00	326,820.24	0.00	0.00	87,551.76	0.00
Other Maintenance and Operating Expenses	5022999000	900,000.00	(68,628.00)	831,372.00	900,000.00	(68,628.00)	0.00	0.00	0.00	831,372.00	82,365.12	156,280.12	88,375.00	0.00	326,820.24	0.00	0.00	87,551.76	0.00
Other Maintenance and Operating Expenses	5022999000	900,000.00	(68,628.00)	831,372.00	900,000.00	(68,628.00)	0.00	0.00	0.00	831,372.00	82,365.12	156,280.12	88,375.00	0.00	326,820.24	0.00	0.00	87,551.76	0.00
B. ALTERNATE APPROPRIATIONS		3,633,000.00	0.00	3,633,000.00	3,633,000.00	0.00	0.00	0.00	0.00	3,633,000.00	758,278.44	1,047,167.88	916,732.78	0.00	2,722,179.10	0.00	0.00	910,800.90	0.00
Retirement and Life Insurance Premiums		3,633,000.00	0.00	3,633,000.00	3,633,000.00	0.00	0.00	0.00	0.00	3,633,000.00	758,278.44	1,047,167.88	916,732.78	0.00	2,722,179.10	0.00	0.00	910,800.90	0.00
GRAND TOTAL		64,904,000.00	0.00	64,904,000.00	64,904,000.00	0.00	0.00	0.00	0.00	64,904,000.00	15,097,977.59	17,798,799.09	16,591,299.83	0.00	49,888,066.51	0.00	0.00	13,015,280.48	0.00

Certified Correct:

ALBERTO BONIFACIO ELCARIO
 Budget Officer
 Date: 2021-10-19 10:20:49

Certified Correct:

JIKIRA SEREHANA
 Accountant III
 Date: 2021-10-19

Recommending Approver:

PAMARAN MEWCHIN WITSONGS
 Regional Director
 Date: 10-19-21

Approved By:

COLLADO PEILY VILLA
 Chief Budget Division
 Date: 2021-10-19 10:50:56