

SUMMARY OF APPROPRIATIONS, ALLOTMENTS, OBLIGATIONS, DISBURSEMENTS AND BALANCES BY OBJECT OF EXPENDITURES

As at the Quarter Ending September 30, 2022

Department : National Economic and Development Authority (NEDA)
Agency : Philippine Statistics Authority
Operating Unit : Regional Statistical Services Office - 11
Organization Code (UACS) : 24 008 0300009
Fund Cluster : 01 Regular Agency Fund

Table with 2 columns: Legend (X, Supplemental, Continuing) and Description (Current Year Appropriations, Supplemental Appropriations, Continuing Appropriations)

(e.g. UACS Fund Cluster: 01-Regular Agency Fund, 02-Foreign Assisted Projects Fund, 03-Special Account Locally Funded/Domestic Grants Fund, and 04-Special Account-Foreign Assisted/Foreign Grants Fund)

Main table with 22 columns: Particulars, UACS CODE, Authorizations, Adjustments, Allotments, Adjustments, Obligations (1st-4th Quarter, Total), Disbursements (1st-4th Quarter, Total), Balances (Unreleased, Unobligated, Unpaid). Rows include SUMMARY, AGENCY SPECIFIC BUDGET, Personnel Services, Salaries and Wages, Personal Economic Relief Allowance (PERA), etc.


This report was generated using the Unified Reporting System on 14/02/2023 08:47 version: FARRA 2.5.1 Status: SUBMITTED


Department : National Economic and Development Authority (NEDA)
Agency : Philippine Statistics Authority
Operating Unit : Regional Statistical Services Office - 11
Organization Code (UACS) : 24 008 0300009
Fund Cluster : 01 Regular Agency Fund


Legend table with 2 columns: Legend (X, Supplemental, Continuing) and Description (Current Year Appropriations, Supplemental Appropriations, Continuing Appropriations)

(e.g. UACS Fund Cluster: 01-Regular Agency Fund, 02-Foreign Assisted Projects Fund, 03-Special Account Locally Funded/Domestic Grants Fund, and 04-Special Account-Foreign Assisted/Foreign Grants Fund)

Particulars	UACS CODE	Appropriations			Allotments			Obligations				Disbursements				Balances							
		Authorized Appropriations	Adjustments (Transfer To/From, Modificat)	Adjusted Appropriations	Allotments received	Adjustments (Reductions, Modificat)	Transfer To	Transfer From	Adjusted Allotments	1st Quarter Ending March 31	2nd Quarter Ending June 30	3rd Quarter Ending Sept. 30	4th Quarter Ending Dec. 31	TOTAL	1st Quarter Ending March 31	2nd Quarter Ending June 30	3rd Quarter Ending Sept. 30	4th Quarter Ending Dec. 31	TOTAL	Unreleased Appropriations	Unobligated Allotments	Unpaid Obligation (15-20) + (23+24)	
		3	4	5=(3+4)	6	7	8	9	10= (6+(-)-7)-8	11	12	13	14	15=(11+12+13+14)	16	17	18	19	20=(16+17+18+19)	21=(5-10)	22=(10-15)	23	24
Communication Expenses	502050000	1,183,000.00	0.00	1,183,000.00	1,183,000.00	0.00	0.00	0.00	1,183,000.00	248,164.08	228,096.77	214,371.04	0.00	690,630.89	248,164.08	228,096.77	214,371.04	0.00	690,630.89	0.00	472,369.11	0.00	0.00
Postage and Courier Services	502050100	250,000.00	0.00	250,000.00	250,000.00	0.00	0.00	0.00	250,000.00	5,000.00	24,000.00	33,000.00	0.00	66,000.00	9,000.00	24,000.00	33,000.00	0.00	66,000.00	0.00	184,000.00	0.00	0.00
Telephone Expenses	502050200	373,000.00	0.00	373,000.00	373,000.00	0.00	0.00	0.00	373,000.00	71,771.18	70,132.69	72,558.72	0.00	214,462.59	71,771.18	70,132.69	72,558.72	0.00	214,462.59	0.00	158,537.41	0.00	0.00
Mobile	502050201	273,000.00	0.00	273,000.00	273,000.00	0.00	0.00	0.00	273,000.00	59,181.93	51,528.97	54,402.14	0.00	165,113.04	59,181.93	51,528.97	54,402.14	0.00	165,113.04	0.00	107,786.96	0.00	0.00
Landline	502050202	100,000.00	0.00	100,000.00	100,000.00	0.00	0.00	0.00	100,000.00	12,589.25	18,603.72	18,156.58	0.00	49,349.55	12,589.25	18,603.72	18,156.58	0.00	49,349.55	0.00	50,750.45	0.00	0.00
Internet Subscription Expenses	502050203	540,000.00	0.00	540,000.00	540,000.00	0.00	0.00	0.00	540,000.00	167,392.90	133,963.08	186,912.32	0.00	410,168.30	167,392.90	133,963.08	186,912.32	0.00	410,168.30	0.00	129,831.70	0.00	0.00
Confidential, Intelligence and Extraordinary	502100000	116,000.00	0.00	116,000.00	116,000.00	0.00	0.00	0.00	116,000.00	29,100.00	29,100.00	29,100.00	0.00	87,300.00	29,100.00	29,100.00	29,100.00	0.00	87,300.00	0.00	28,700.00	0.00	0.00
Extraordinary and Miscellaneous Expenses	502100000	116,000.00	0.00	116,000.00	116,000.00	0.00	0.00	0.00	116,000.00	29,100.00	29,100.00	29,100.00	0.00	87,300.00	29,100.00	29,100.00	29,100.00	0.00	87,300.00	0.00	28,700.00	0.00	0.00
General Services	502120000	5,793,000.00	0.00	5,793,000.00	5,793,000.00	0.00	0.00	0.00	5,793,000.00	1,687,417.38	1,849,075.92	1,387,106.00	0.00	4,923,599.30	1,687,417.38	1,849,075.92	1,387,106.00	0.00	4,923,599.30	0.00	889,400.70	0.00	0.00
Janitorial Services	502120200	676,000.00	0.00	676,000.00	676,000.00	0.00	0.00	0.00	676,000.00	86,000.00	180,000.00	190,296.00	0.00	466,296.00	98,000.00	180,000.00	190,296.00	0.00	468,296.00	0.00	307,704.00	0.00	0.00
Security Services	502120300	500,000.00	0.00	500,000.00	500,000.00	0.00	0.00	0.00	500,000.00	473,696.10	26,303.90	0.00	0.00	500,000.00	473,696.10	26,303.90	0.00	0.00	500,000.00	0.00	0.00	0.00	0.00
Other General Services	502120600	4,617,000.00	0.00	4,617,000.00	4,617,000.00	0.00	0.00	0.00	4,617,000.00	1,115,721.28	1,642,772.02	1,196,810.00	0.00	3,965,303.28	1,115,721.28	1,642,772.02	1,196,810.00	0.00	3,965,303.28	0.00	881,696.70	0.00	0.00
Other General Services	502120609	4,617,000.00	0.00	4,617,000.00	4,617,000.00	0.00	0.00	0.00	4,617,000.00	1,115,721.28	1,642,772.02	1,196,810.00	0.00	3,965,303.28	1,115,721.28	1,642,772.02	1,196,810.00	0.00	3,965,303.28	0.00	881,696.70	0.00	0.00
Taxes, Insurance Premiums and Other Fees	502150000	180,000.00	0.00	180,000.00	180,000.00	0.00	0.00	0.00	180,000.00	142,918.96	30,198.07	6,435.10	0.00	179,552.13	142,918.96	30,198.07	6,435.10	0.00	179,552.13	0.00	447.87	0.00	0.00
Fidelity Bond Premiums	502150200	80,000.00	0.00	80,000.00	80,000.00	0.00	0.00	0.00	80,000.00	55,354.06	24,198.07	0.00	0.00	79,552.13	55,354.06	24,198.07	0.00	0.00	79,552.13	0.00	447.87	0.00	0.00
Insurance Expenses	502180000	100,000.00	0.00	100,000.00	100,000.00	0.00	0.00	0.00	100,000.00	87,564.90	6,000.00	6,435.10	0.00	100,000.00	87,564.90	6,000.00	6,435.10	0.00	100,000.00	0.00	0.00	0.00	0.00
Other Maintenance and Operating Expenses	502990000	8,857,000.00	0.00	8,857,000.00	8,857,000.00	0.00	0.00	0.00	8,857,000.00	1,682,977.51	2,281,471.48	1,497,432.52	0.00	5,461,881.51	1,682,977.51	2,281,471.48	1,497,432.52	0.00	5,461,881.51	0.00	3,295,118.49	0.00	0.00
Printing and Publication Expenses	502990200	50,000.00	0.00	50,000.00	50,000.00	0.00	0.00	0.00	50,000.00	0.00	0.00	0.00	0.00	0.00	0.00	0.00	0.00	0.00	0.00	0.00	50,000.00	0.00	0.00
Representation Expenses	502990300	306,000.00	0.00	306,000.00	306,000.00	0.00	0.00	0.00	306,000.00	10,500.00	125,280.00	48,250.00	0.00	184,000.00	10,500.00	125,280.00	48,250.00	0.00	184,000.00	0.00	113,000.00	0.00	0.00
Transportation and Delivery Expenses	502990400	301,000.00	0.00	301,000.00	301,000.00	0.00	0.00	0.00	301,000.00	102,165.50	148,000.00	14,000.00	0.00	274,165.50	102,165.50	148,000.00	14,000.00	0.00	274,165.50	0.00	36,834.50	0.00	0.00
Rent/Lease Expenses	502990500	7,700,000.00	0.00	7,700,000.00	7,700,000.00	0.00	0.00	0.00	7,700,000.00	1,413,000.00	1,790,000.00	1,380,000.00	0.00	4,583,000.00	1,413,000.00	1,790,000.00	1,380,000.00	0.00	4,583,000.00	0.00	3,147,000.00	0.00	0.00
Rents - Building and Structures	502990501	7,700,000.00	0.00	7,700,000.00	7,700,000.00	0.00	0.00	0.00	7,700,000.00	1,413,000.00	1,790,000.00	1,380,000.00	0.00	4,583,000.00	1,413,000.00	1,790,000.00	1,380,000.00	0.00	4,583,000.00	0.00	3,147,000.00	0.00	0.00
Other Maintenance and Operating Expenses	502990900	500,000.00	0.00	500,000.00	500,000.00	0.00	0.00	0.00	500,000.00	157,312.01	218,221.48	75,182.52	0.00	450,716.01	157,312.01	218,221.48	75,182.52	0.00	450,716.01	0.00	49,283.99	0.00	0.00
Other Maintenance and Operating Expenses	502990909	500,000.00	0.00	500,000.00	500,000.00	0.00	0.00	0.00	500,000.00	157,312.01	218,221.48	75,182.52	0.00	450,716.01	157,312.01	218,221.48	75,182.52	0.00	450,716.01	0.00	49,283.99	0.00	0.00
B. AUTOMATIC APPROPRIATIONS		3,618,000.00	0.00	3,618,000.00	3,618,000.00	0.00	0.00	0.00	3,618,000.00	1,094,026.12	1,319,911.41	891,442.12	0.00	2,915,379.65	1,094,026.12	1,319,911.41	891,442.12	0.00	2,915,379.65	0.00	702,620.35	0.00	0.00
Retirement and Life Insurance Premiums		3,618,000.00	0.00	3,618,000.00	3,618,000.00	0.00	0.00	0.00	3,618,000.00	1,094,026.12	1,319,911.41	891,442.12	0.00	2,915,379.65	1,094,026.12	1,319,911.41	891,442.12	0.00	2,915,379.65	0.00	702,620.35	0.00	0.00
GRAND TOTAL		64,796,000.00	0.00	64,796,000.00	64,796,000.00	0.00	0.00	0.00	64,796,000.00	15,572,665.88	19,597,809.84	13,414,334.43	0.00	48,688,010.15	15,586,865.88	19,283,839.84	13,414,334.43	0.00	48,688,010.15	0.00	16,110,989.85	0.00	0.00

Certified Correct:  
  
 ALBINO BONIFACIO ELCIARIO  
 Budget Officer  
 Date: 2022-10-11 09:57:23

Certified Correct:  
  
 ROXAY KASTINE M. LUMAPAS  
 OIC - Chief, CRASD  
 Date:

Recommendation Approval:  
  
 MARABAN MEYCHUN WINGSTON  
 Regional Director  
 Date: 2022-10-11 11:16:35

Approved By:  
 COLLADO FELIX VILLA  
 Chief Budget Division  
 Date: 2022-10-13 15:38:03