




Particulars	UNCS CODE	Appropriations				Allotments				Current Year Obligations				Current Year Disbursements				Balances							
		Authorized Appropriation	Fee In/From Modification/Amendment	Adjusted Appropriations	Adjustments	Allocations Received	Adjustments in Modification/Amendment	Transfer To	Transfer From	Adjusted Total Allotments	1st Quarter Ending March 31	2nd Quarter Ending June 30	3rd Quarter Ending Sept. 30	4th Quarter Ending Dec. 31	1st Quarter Ending March 31	2nd Quarter Ending June 30	3rd Quarter Ending Sept. 30	4th Quarter Ending Dec. 31	Unreleased Appro	Unallotted	Unpaid Obligations (5-20)-(23-24) Net. Net. Paid and Chargeable	5-21			
PS	6,056,000.00	0.00	6,056,000.00	0.00	6,056,000.00	0.00	0.00	0.00	6,056,000.00	1,906,100.61	0.00	0.00	0.00	1,906,100.61	0.00	0.00	0.00	0.00	0.00	4,149,899.39	0.00	0.00	0.00	0.00	
MOBE	923,000.00	0.00	923,000.00	0.00	923,000.00	0.00	0.00	0.00	923,000.00	373,715.08	0.00	0.00	0.00	373,715.08	0.00	0.00	0.00	0.00	0.00	549,284.92	0.00	0.00	0.00	0.00	
Sub-Total, Operations	46,078,000.00	0.00	46,078,000.00	0.00	46,078,000.00	0.00	0.00	0.00	46,078,000.00	10,188,597.22	0.00	0.00	0.00	10,188,597.22	0.00	0.00	0.00	0.00	0.00	34,889,402.78	0.00	0.00	0.00	0.00	
PS	37,471,000.00	0.00	37,471,000.00	0.00	37,471,000.00	0.00	0.00	0.00	37,471,000.00	7,768,415.54	0.00	0.00	0.00	7,768,415.54	0.00	0.00	0.00	0.00	0.00	29,702,584.46	0.00	0.00	0.00	0.00	
MOBE	8,607,000.00	0.00	8,607,000.00	0.00	8,607,000.00	0.00	0.00	0.00	8,607,000.00	2,420,181.68	0.00	0.00	0.00	2,420,181.68	0.00	0.00	0.00	0.00	0.00	4,986,818.32	0.00	0.00	0.00	0.00	
Sub-Total, I. Agency Specific Budget	61,271,000.00	0.00	61,271,000.00	0.00	61,271,000.00	0.00	0.00	0.00	61,271,000.00	14,338,699.15	0.00	0.00	0.00	14,338,699.15	0.00	0.00	0.00	0.00	0.00	46,520,300.85	0.00	0.00	0.00	0.00	
PS	39,653,000.00	0.00	39,653,000.00	0.00	39,653,000.00	0.00	0.00	0.00	39,653,000.00	8,146,810.54	0.00	0.00	0.00	8,146,810.54	0.00	0.00	0.00	0.00	0.00	31,406,189.46	0.00	0.00	0.00	0.00	
MOBE	21,718,000.00	0.00	21,718,000.00	0.00	21,718,000.00	0.00	0.00	0.00	21,718,000.00	6,191,888.61	0.00	0.00	0.00	6,191,888.61	0.00	0.00	0.00	0.00	0.00	14,924,111.39	0.00	0.00	0.00	0.00	
Sub-Total, II. Automatic Appropriations	3,633,000.00	0.00	3,633,000.00	0.00	3,633,000.00	0.00	0.00	0.00	3,633,000.00	758,278.44	0.00	0.00	0.00	758,278.44	0.00	0.00	0.00	0.00	0.00	2,874,721.56	0.00	0.00	0.00	0.00	
PS	3,633,000.00	0.00	3,633,000.00	0.00	3,633,000.00	0.00	0.00	0.00	3,633,000.00	758,278.44	0.00	0.00	0.00	758,278.44	0.00	0.00	0.00	0.00	0.00	2,874,721.56	0.00	0.00	0.00	0.00	
MOBE	0.00	0.00	0.00	0.00	0.00	0.00	0.00	0.00	0.00	0.00	0.00	0.00	0.00	0.00	0.00	0.00	0.00	0.00	0.00	0.00	0.00	0.00	0.00	0.00	
Sub-Total, III. Automatic Appropriations	3,633,000.00	0.00	3,633,000.00	0.00	3,633,000.00	0.00	0.00	0.00	3,633,000.00	758,278.44	0.00	0.00	0.00	758,278.44	0.00	0.00	0.00	0.00	0.00	2,874,721.56	0.00	0.00	0.00	0.00	
PS	3,633,000.00	0.00	3,633,000.00	0.00	3,633,000.00	0.00	0.00	0.00	3,633,000.00	758,278.44	0.00	0.00	0.00	758,278.44	0.00	0.00	0.00	0.00	0.00	2,874,721.56	0.00	0.00	0.00	0.00	
MOBE	0.00	0.00	0.00	0.00	0.00	0.00	0.00	0.00	0.00	0.00	0.00	0.00	0.00	0.00	0.00	0.00	0.00	0.00	0.00	0.00	0.00	0.00	0.00	0.00	
Sub-Total, IV. Reversion of the Unobligated Allotments charged against R. & N. Nos. 11465 and 11464	64,904,000.00	0.00	64,904,000.00	0.00	64,904,000.00	0.00	0.00	0.00	64,904,000.00	13,097,977.59	0.00	0.00	0.00	13,097,977.59	0.00	0.00	0.00	0.00	0.00	48,806,022.41	0.00	0.00	0.00	0.00	
PS	43,196,000.00	0.00	43,196,000.00	0.00	43,196,000.00	0.00	0.00	0.00	43,196,000.00	8,904,088.98	0.00	0.00	0.00	8,904,088.98	0.00	0.00	0.00	0.00	0.00	34,291,911.02	0.00	0.00	0.00	0.00	
MOBE	21,718,000.00	0.00	21,718,000.00	0.00	21,718,000.00	0.00	0.00	0.00	21,718,000.00	4,193,888.61	0.00	0.00	0.00	4,193,888.61	0.00	0.00	0.00	0.00	0.00	14,504,111.39	0.00	0.00	0.00	0.00	
Reclassification by MO:																									
I. Agency Specific Budget	46,078,000.00	0.00	46,078,000.00	0.00	46,078,000.00	0.00	0.00	0.00	46,078,000.00	10,188,597.22	0.00	0.00	0.00	10,188,597.22	0.00	0.00	0.00	0.00	0.00	34,889,402.78	0.00	0.00	0.00	0.00	
NATIONAL STATISTICS DEVELOPMENT PROGRAM	38,978,000.00	0.00	38,978,000.00	0.00	38,978,000.00	0.00	0.00	0.00	38,978,000.00	7,897,791.53	0.00	0.00	0.00	7,897,791.53	0.00	0.00	0.00	0.00	0.00	31,090,218.47	0.00	0.00	0.00	0.00	
STATISTICAL, POLICY AND COORDINATION PROGRAM	121,000.00	0.00	121,000.00	0.00	121,000.00	0.00	0.00	0.00	121,000.00	0.00	0.00	0.00	0.00	0.00	0.00	0.00	0.00	0.00	0.00	121,000.00	0.00	0.00	0.00	0.00	
CIVIL REGISTRATION PROGRAM	6,979,000.00	0.00	6,979,000.00	0.00	6,979,000.00	0.00	0.00	0.00	6,979,000.00	2,291,915.69	0.00	0.00	0.00	2,291,915.69	0.00	0.00	0.00	0.00	0.00	4,997,184.31	0.00	0.00	0.00	0.00	

This report was generated using the Unified Reporting System on 29/10/2021 06:49 version: PARI. 2.5 ; Status : SUBMITTED

Certified Correct:

ALBRINO BONIFACIO ELCLARO
 Budget Officer
 Date: 2021-05-24 08:44:21

Certified Correct:

JIKIRI SEGUNDO MAZA
 Accountant III
 Date: _____

Recommended Approval:

PAMELA MEWEHIN WINSTIONG
 Regional Director
 Date 2021-05-24 09:00:00

Approved By:
COLLADO REY VILLA
 Chief Budget Division
 Date 2021-05-24 09:11:08