

ANNEX B
GOVERNMENT PROCUREMENT POLICY BOARD
CONSOLIDATED PROCUREMENT MONITORING REPORT


Name of Agency: PHILIPPINE STATISTICS AUTHORITY RSSO IX


Period Covered: CY 2022

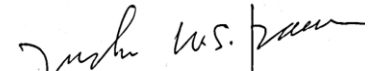
	Total Amount of Approved APP	Total Number of Procurement Activities	No. of Contracts Awarded	Total Amount of Contracts Awarded	No. of Failed Biddings	Total No. of Entities who Acquired Bid Docs	Total No. of Bidders who Submitted Bids	Total No. of Bidders who passed Eligibility Stage	No. of Bid Opportunities Posted at PhilGEPS	No. of Contract Award Posted at PhilGEPS	Total No. Of Contracts that incurred negative slippage	Total No. of contracts with amendments to order or variation orders	No. of Contracts Awarded within prescribed timeframes
Column 1	Column 2	Column 3	Column 4	Column 5	Column 6	Column 7	Column 8	Column 9	Column 10	Column 11	Column 12	Column 13	Column 14
1. Public Bidding*													
1.1. Goods	0.00	0	0	0	0	0	0	0	0	0	0	0	0
1.2. Works	0.00	0	0	0	0	0	0	0	0	0	0	0	0
1.3. Consulting Services	0.00	0	0	0	0	0	0	0	0	0	0	0	0
Sub-Total	0.00	0	0	0.00	0	0	0	0	0	0	0	0	0
2. Alternative Modes													
2.1.1 Shopping (52.1 a above 50K)	1,253,641.00	28	28	1,253,641.00						0			
2.1.2 Shopping (52.1 b above 50K)	5,653,907.00	33	33	5,653,907.00					29	29			
2.1.3 Other Shopping	54,981.00	8	8	54,981.00						0			
2.2.1 Direct Contracting (above 50K)	35,982.00	6	6	35,982.00						0			
2.2.2 Direct Contracting (50K or less)	78,678.30	10	10	78,678.30									
2.3.1 Repeat Order (above 50K)	0.00	0	0	0.00						0			
2.3.2 Repeat Order (50K or less)	0.00	0	0	0.00									
2.4. Limited Source Bidding	0.00	0	0	0.00					0				
2.5.1 Negotiation (Common-Use Supplies)	0.00	0	0	0.00									
2.5.2 Negotiation (Recognized Government Printers)	0.00	0	0	0.00									
2.5.3 Negotiation (TFB 53.1)	0.00	0	0	0.00					0	0			
2.5.4 Negotiation (SVP 53.9 above 50K)	0.00	0	0	0.00					0	0			
2.5.5 Other Negotiated Procurement (Others above 50K)	6,847,631.63	57	57	6,847,631.63						0			
2.5.6 Other Negotiated Procurement (50K or less)	10,362,752.81	419	419	10,362,752.81									
Sub-Total	24,287,573.74	561	561	24,287,573.74					29	29			
3. Foreign Funded Procurement**													
3.1. Publicly-Bid	0.00	0	0	0.00		0	0	0					
3.2. Alternative Modes	0.00	0	0	0.00		0	0	0					
Sub-Total	0.00	0	0	0.00									
4. Others, specify:	0.00	0	0	0.00									
TOTAL	24,287,573.74	561	561	24,287,573.74									

* Should include foreign-funded publicly-bid projects per procurement type

** All procurement using Foreign Funds excluding National Competitive Bidding (NCB) contracts; conversion to peso will be at BSP rates at the time the bids/quotations were submitted


YEHRIDA S. GULAM
 Head BAC, Secretariat


ROXAN KASHINE M. LUMAPAS
 BAC, Chairman


MEWCHUN WS. PAMARAN
 Regional Director & Head of Procuring Entity