




APPROPRIATIONS, OBLIGATIONS, AND DISBURSEMENTS  
As of February 2021

AGENCY: PHILIPPINE STATISTICS AUTHORITY REGION IX

Particulars	Available Appropriations	Allotment Releases		Obligations		Disbursement				
	Amount	Amount	% to Available Appropriations	Amount		Checks Issued	TRA	Total	% to Allotment	% to Obligation
<b>TOTAL</b>	<b>66,966,252.07</b>	<b>66,966,252.07</b>	<b>100%</b>	<b>9,969,553.72</b>	<b>15%</b>	<b>9,284,850.18</b>	<b>684,703.54</b>	<b>9,969,553.72</b>	<b>14%</b>	<b>15%</b>
<b>PS</b>	<b>43,186,000.00</b>	<b>43,186,000.00</b>	<b>100%</b>	<b>6,035,030.14</b>	<b>14%</b>	<b>5,550,578.99</b>	<b>484,451.15</b>	<b>6,035,030.14</b>	<b>13%</b>	<b>14%</b>
<b>Agency Specific Budget</b>	<b>39,553,000.00</b>	<b>39,553,000.00</b>	<b>100%</b>	<b>6,451,826.66</b>	<b>14%</b>	<b>4,967,375.51</b>	<b>484,451.15</b>	<b>5,451,826.66</b>	<b>13%</b>	<b>14%</b>
A.1.a	2,082,000.00	2,082,000.00	100%	259,430.00	12%	238,675.60	20,754.40	259,430.00	11%	12%
A.III.a.1	24,773,000.00	24,773,000.00	100%	2,968,304.22	12%	2,682,534.87	285,769.35	2,968,304.22	11%	12%
A.III.a.2	6,642,000.00	6,642,000.00	100%	936,326.17	14%	861,420.08	74,906.09	936,326.17	13%	14%
A.III.c.1	6,056,000.00	6,056,000.00	100%	1,287,766.27	21%	1,184,744.97	103,021.30	1,287,766.27	20%	21%
<b>Fund Transfer from MOOE to PS (CNI)</b>				-						
<b>RLIP</b>	<b>3,633,000.00</b>	<b>3,633,000.00</b>	<b>100%</b>	<b>583,203.48</b>	<b>16%</b>	<b>583,203.48</b>		<b>583,203.48</b>		
A.1.a	186,000.00	186,000.00	100%	26,731.44	14%	26,731.44		26,731.44		
A.III.a.1	2,270,000.00	2,270,000.00	100%	343,449.12	15%	343,449.12		343,449.12		
A.III.a.2	616,000.00	616,000.00	100%	97,281.00	16%	97,281.00		97,281.00		
A.III.c.1	561,000.00	561,000.00	100%	115,741.92	21%	115,741.92		115,741.92		
<b>Administration of Personal Benefit</b>										
<b>SPF - Retirement Incentive</b>										
<b>RIB/TLB Terminal Leave Benefits</b>										
<b>SARO for salary of Unfilled Position</b>										
<b>Performance Based Bonus</b>										
<b>MOOE</b>	<b>21,718,000.00</b>	<b>21,718,000.00</b>	<b>100%</b>	<b>3,934,523.58</b>	<b>18%</b>	<b>3,734,271.18</b>	<b>200,252.40</b>	<b>3,934,523.58</b>	<b>17%</b>	<b>18%</b>
A.1.a	13,111,000.00	13,111,000.00	100%	2,370,266.85	18%	2,248,227.29	122,039.56	2,370,266.85	17%	18%
A.III.a.1	6,710,000.00	6,710,000.00	100%	801,930.65	12%	761,834.12	40,096.53	801,930.65	11%	12%
A.III.a.2	853,000.00	853,000.00	100%	473,072.00	55%	449,418.40	23,653.60	473,072.00	53%	55%
A.III.b.3	121,000.00	121,000.00	100%	0.00	0%	-	-	-	0%	0%
A.III.c.1	923,000.00	923,000.00	100%	289,254.08	31%	274,791.38	14,462.70	289,254.08	30%	31%
<b>Continuing Appropriation</b>										
<b>Prior Year 2020 Unobligated</b>										
<b>MOOE</b>	<b>2,062,252.07</b>	<b>2,062,252.07</b>	<b>100%</b>		<b>0%</b>				<b>0%</b>	<b>0%</b>
A.1.a	1,417,162.78	1,417,162.78	100%		0%				0%	0%
A.III.a.1	434,689.87	434,689.87	100%		0%				0%	0%
A.III.a.2	39,454.93	39,454.93	100%		0%				0%	0%
A.III.b.3	76,472.52	76,472.52	100%		0%				0%	0%
A.III.c.1	94,471.97	94,471.97	100%		0%				0%	0%

Prepared by:  
  
**BONIFACIO E. ALBINO**  
Administrative Officer IV

Recommending Approval:  
  
**BELINDA B. GARCIA**  
CRASD Chief

Approved by:  
  
**MEWCHUN W.S. PAMARAN**  
Regional Director