

INFLATION RATE ZAMBOANGA DEL NORTE

For All Income Households February 2025 (2018 = 100)



2.0%

A significant DECREASE compared to JANUARY 2025's 2.5, and notably HIGHER compared to FEBRUARY 2024's with -0.5%



125.6

CONSUMER PRICE INDEX



0.80

PURCHASING POWER OF PESO

CPI BY MAJOR COMMODITY GROUP

FEBRUARY 2025 (2018 = 100)




FOOD & NON-ALCOHOLIC BEVERAGES



ALCOHOLIC BEVERAGES AND TOBACCO




CLOTHING AND FOOTWEAR




HOUSING, WATER, ELECTRICITY, GAS & OTHER



HEALTH



FURNISHING, HOUSEHOLD EQUIPMENT & ROUTINE HOUSEHOLD MAINTENANCE




TRANSPORT



EDUCATION SERVICES



RECREATION, SPORT AND CULTURE




INFORMATION AND COMMUNICATION



RESTAURANT AND ACCOMMODATION SERVICES



FINANCIAL SERVICES



PERSONAL CARE & MISCELLANEOUS GOODS AND SERVICES