

# ZANORTE Visualizing Inflation

JUNE 2024 (BASE YEAR 2018)

**INFLATION RATE**  **4.3%**

A SIGNIFICANT INCREASED COMPARED TO MAY 2024'S **1.0**, AND NOTABLY LOWER COMPARED TO JUNE 2023'S

 **124.9**  
**CONSUMER PRICE INDEX**

THE RECORDED VALUE SHOWS A SIGNIFICANT INCREASE FROM MAY 2024, WITH A RECORDED VALUE OF **124.5**

 **0.80**  
**PURCHASING POWER OF PESO**

A PESO IN 2018 IS ONLY WORTH **80 CENTAVOS** IN MAY 2024, OR YOU MAY NEED **PHP124.9** TO PURCHASE THE SAME VOLUME OF GOODS AND SERVICES WORTH **PHP100.00** IN 2018

## CPI BY MAJOR COMMODITY GROUPS

 SAME COMPARED TO LAST MONTH

HOUSING, WATER, GAS, ELECTRICITY & OTHER FUELS

**125.1**  
PERCENT



INFORMATION AND COMMUNICATION


**102.5**  
PERCENT




CLOTHING AND FOOTWEAR

**109.6**  
PERCENT



 DECREASED COMPARED TO LAST MONTH

TRANSPORT




**-0.7**

PERCENT

122.7 FROM 123.4

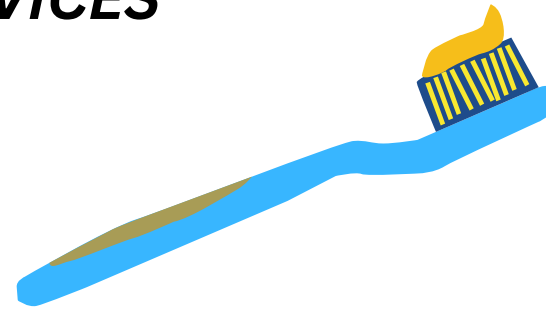
FURNISHINGS, HOUSEHOLD EQUIPMENT, AND ROUTINE HOUSEHOLD MAINTENANCE

**116.7**  
PERCENT



PERSONAL CARE & MISCELLANEOUS GOODS AND SERVICES

**112.7**  
PERCENT



EDUCATION SERVICES

**114.2**  
PERCENT



RESTAURANT & ACCOMODATION SERVICES

**124.0**  
PERCENT



 INCREASED COMPARED TO LAST MONTH

FOOD & NON-ALCOHOLIC BEVERAGE

**1.1**  
PERCENT

129.3 FROM 128.2



ALCOHOLIC BEVERAGE AND TOBACCO

**0.7**  
PERCENT

145.9 FROM 145.2



HEALTH

**0.3**  
PERCENT

117.8 FROM 117.5



RECREATION, SPORTS & CULTURE

**1.1**  
PERCENT

113.9 FROM 112.8

