



# PRESS RELEASE

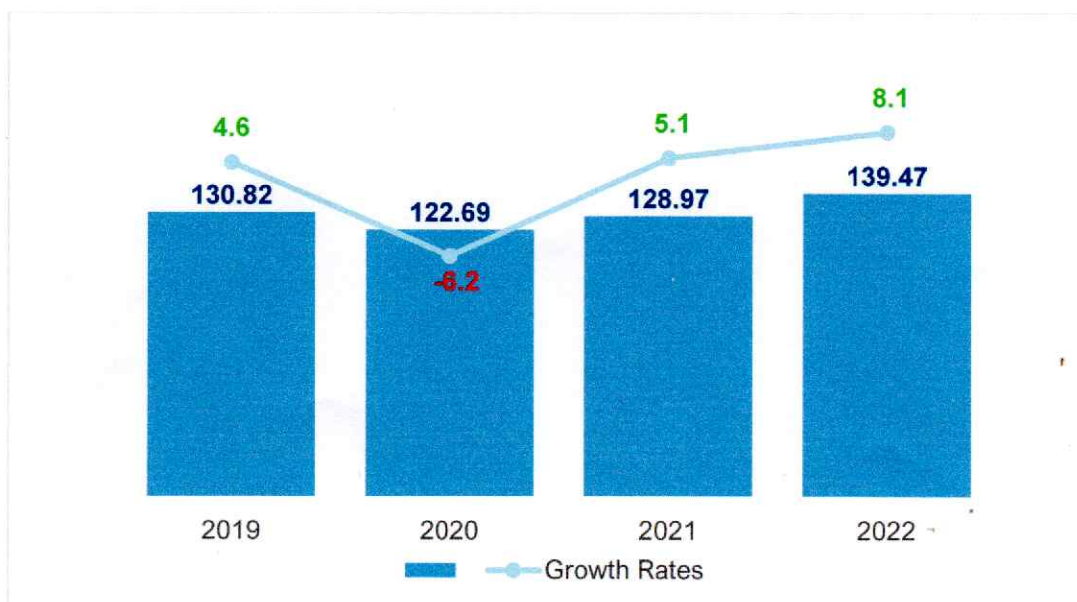
## The Economy of Zamboanga City Accelerates to 8.1 Percent in 2022

Date of Release: 28 November 2023

Reference No. 230900-1866

The economy of Zamboanga City posted a growth of 8.1 percent in 2022, an acceleration from the 5.1 percent growth in the previous year. This represented an increase in the value of the Gross Domestic Product (GDP) from 128.97 billion pesos in 2021 to 139.47 billion pesos in 2022. Further, the GDP levels in 2022 exceeded the 2019 pre-pandemic levels of 130.82 billion pesos. (Figure 1)

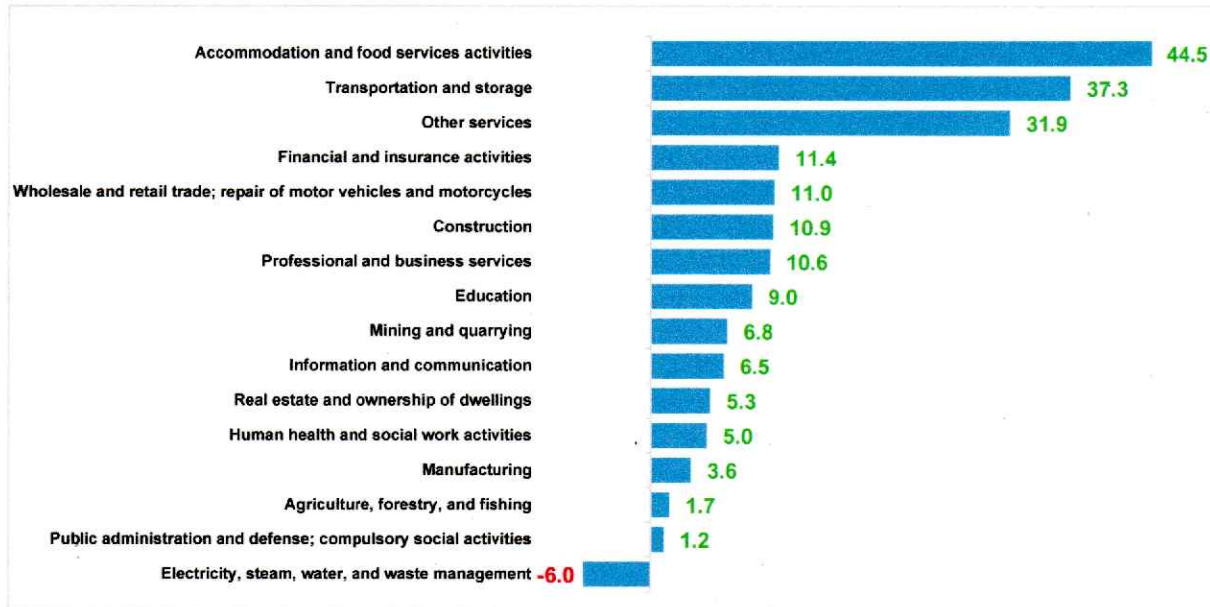
Figure 1. Annual GDP of Zamboanga City, 2019 to 2022  
Levels (in Billion PhP) and Growth Rates (in Percent)  
At 2018 Constant Prices



Source: Philippine Statistics Authority

In 2022, all industries posted growth, except for Electricity, steam, water and waste management that declined by 6.0 percent. The fastest growing industries were Accommodation and food service activities, Transportation and storage, and Other services. (Figure 2)

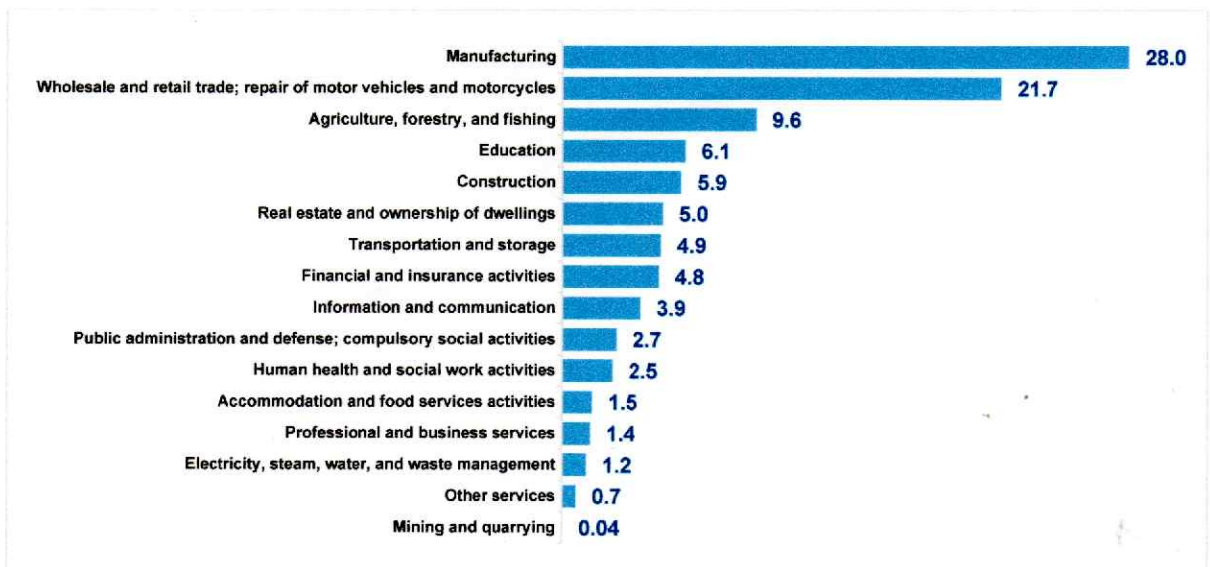
Figure 2. Annual GDP of Zamboanga City, by Industry, 2021 to 2022  
Growth Rates (in Percent), at Constant 2018 Prices



Source: Philippine Statistics Authority

In terms of share, the total of Manufacturing, Wholesale and retail trade; repair of motor vehicles and motorcycles, and Agriculture, forestry, and fishing, already contributed more than half of the economy of the city in 2022. (Figure 3)

Figure 3. Percent Share of Industries to GDP of Zamboanga City,  
Annual 2022, at Constant 2018 Prices



Note: Details may not add up due to rounding.

Source: Philippine Statistics Authority

Among the economies in Zamboanga Peninsula, the City of Zamboanga contributed the highest percentage share. It accounted for 32.6 percent of the 427.78 billion pesos Gross Regional Domestic Product (GRDP) in 2022. (Figure 4)

Figure 4. GRDP of Zamboanga Peninsula, by Province/HUC, Annual 2022, at Constant 2018 Prices



Note: Details may not add up due to rounding.

Source: Philippine Statistics Authority

The Philippine Statistics Authority (PSA) established through Republic Act No. 10625, otherwise known as the Philippine Statistical Act of 2013, is tasked, among others, to compile and maintain macroeconomic accounts and indicators, at the national and subnational level.

The Provincial Product Accounts or PPA has been the mechanism of the PSA to compile the annual estimates of Gross Domestic Product by province/HUC, consistent with the Regional and National Accounts of the Philippines. In 2023, Zamboanga Peninsula was among the remaining regions to implement the PPA, marking its full operation since the inception of the PPA in 2021.

Full data series, charts, and data visuals of PPA Zamboanga City can be accessed at the PPA landing page of the PSA ([psa.gov.ph/statistics/ppa](http://psa.gov.ph/statistics/ppa)), and the PSA Regional website ([rso09.psa.gov.ph/statistics/ppa](http://rso09.psa.gov.ph/statistics/ppa)).

**MEWCHUN WS. PAMARAN**  
Regional Director  
Philippine Statistics Authority IX

MFET/RMBG/agt

Dagdag Building, San Jose Rd., Baliwasan, Zamboanga City  
Telephone: (062) 957 – 4636 local 109  
Email: [rso09@psa.gov.ph](mailto:rso09@psa.gov.ph)  
[www.psa.gov.ph](http://www.psa.gov.ph)

