

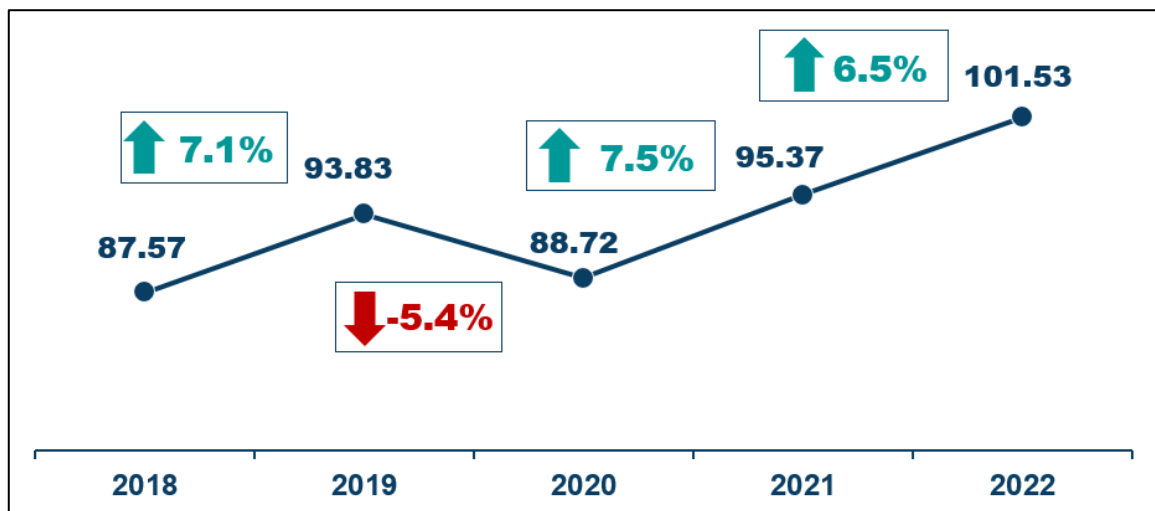
SPECIAL RELEASE

Zamboanga del Sur's Economy Posts 6.5 Percent Growth in 2022

Date of Release: 30 November 2023
Reference Number: SR-ZDS-2023-014

The economy of Zamboanga del Sur posted a growth of 6.5 percent in 2022, a deceleration from the 7.5 percent growth registered in the previous year. The Gross Domestic Product (GDP) of the province was valued at PhP 101.53 billion in 2022. (Figure 1)

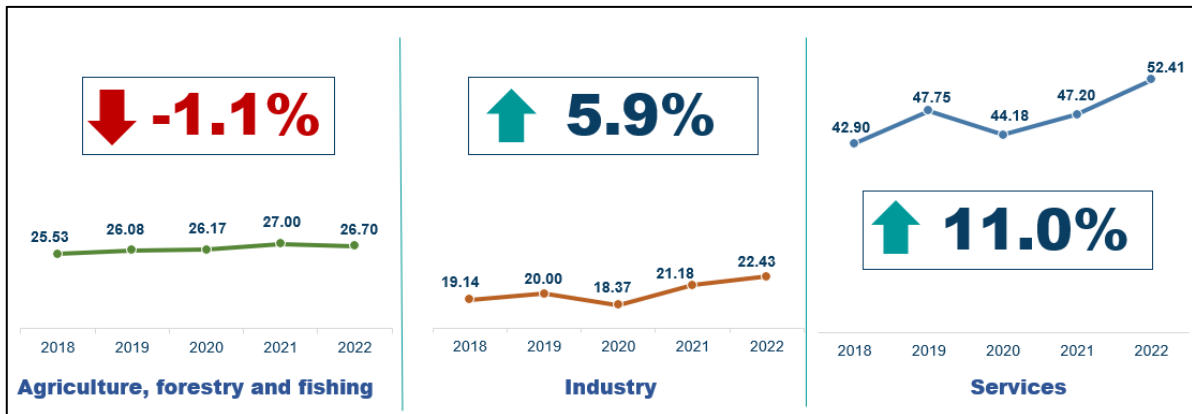
**Figure 1. Annual GDP of Zamboanga del Sur, 2018 to 2022
Levels (in Billion PhP) and Growth Rates (in Percent)
At Constant 2018 Prices**



Source: Philippine Statistics Authority

In terms of major industries, two industries recorded growths in 2022. Industry grew by 5.9 percent, and Services expanded by 11.0 percent. On the other hand, Agriculture, forestry and fishing (AFF) recorded a decline of 1.1 percent. (Figure 2)

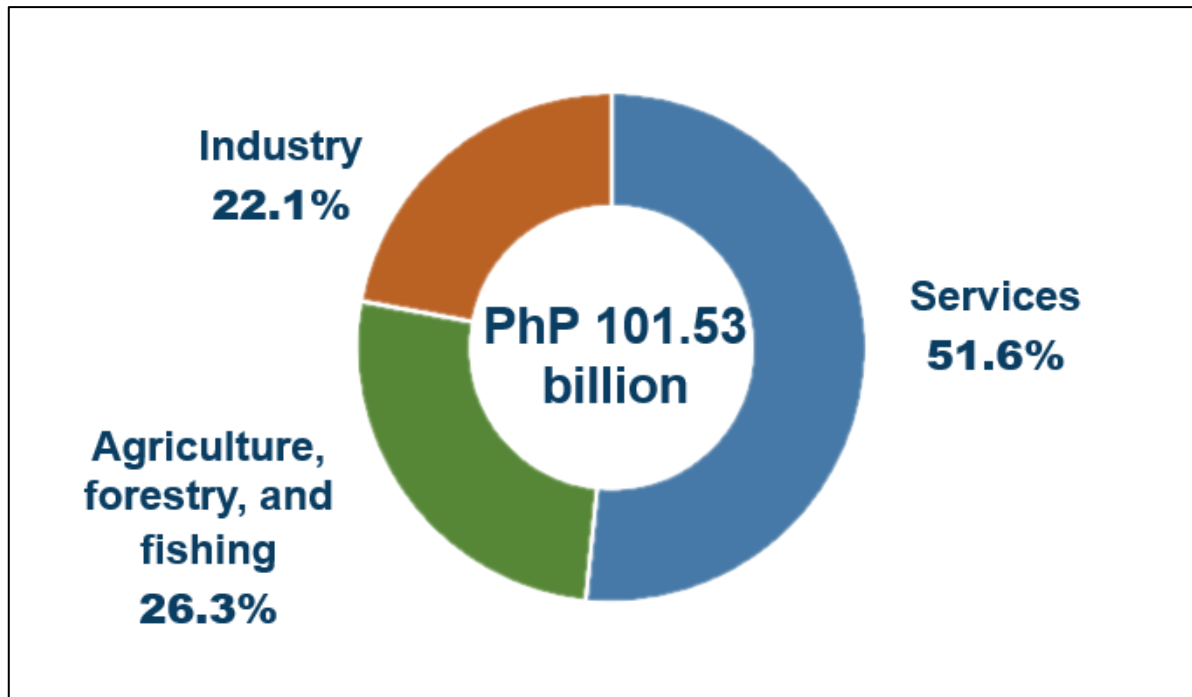
**Figure 2. Gross Value Added by Major Industry: Zamboanga del Sur
At Constant 2018 Prices, in Billion PhP: 2018 to 2022
Growth Rates (In Percent): 2021 to 2022**



Source: Philippine Statistics Authority

Services had the biggest share, accounting for more than half of the total economy of Zamboanga del Sur at 51.6 percent. Agriculture, forestry and fishing followed with a share of 26.3 percent. Meanwhile, Industry had a share of 22.1 percent. (Figure 3)

**Figure 3. Share of Major Industries to Economy: Zamboanga del Sur
At Constant 2018 Prices: 2022**



Source: Philippine Statistics Authority

In terms of performance, 14 industries posted growths in 2022. Fastest growths were recorded in Mining and quarrying with 282.9 percent, Other services with 35.7 percent, and Accommodation and food service activities with 25.8 percent.

On the other hand, two industries contracted in 2022. Agriculture, forestry, and fishing went down by 1.1 percent, and Electricity, steam, water and waste management declined by 6.9 percent. (Figure 4)

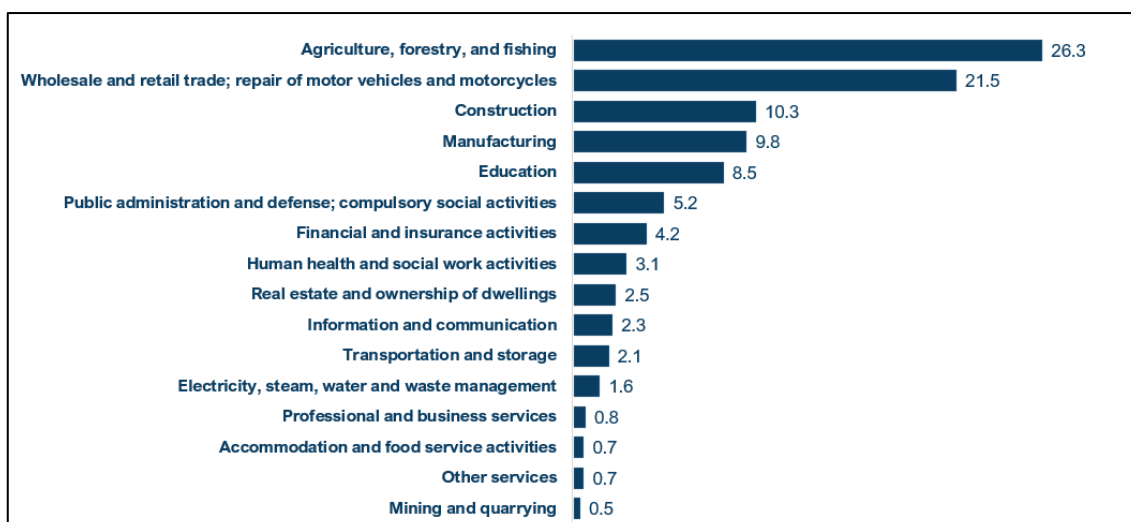
**Figure 4. Growth Rates by Industry: Zamboanga del Sur
At Constant 2018 Prices, in Percent: 2022**



Source: Philippine Statistics Authority

Meanwhile, the following had the biggest share in Zamboanga del Sur's economy: Agriculture, forestry, and fishing with 26.3 percent; Wholesale and retail trade; repair of motor vehicles and motorcycles with 21.5 percent; and Construction with 10.3 percent share. (Figure 5)

**Figure 5. Share of Industries to Economy: Zamboanga del Sur
At Constant 2018 Prices, in Percent: 2022**

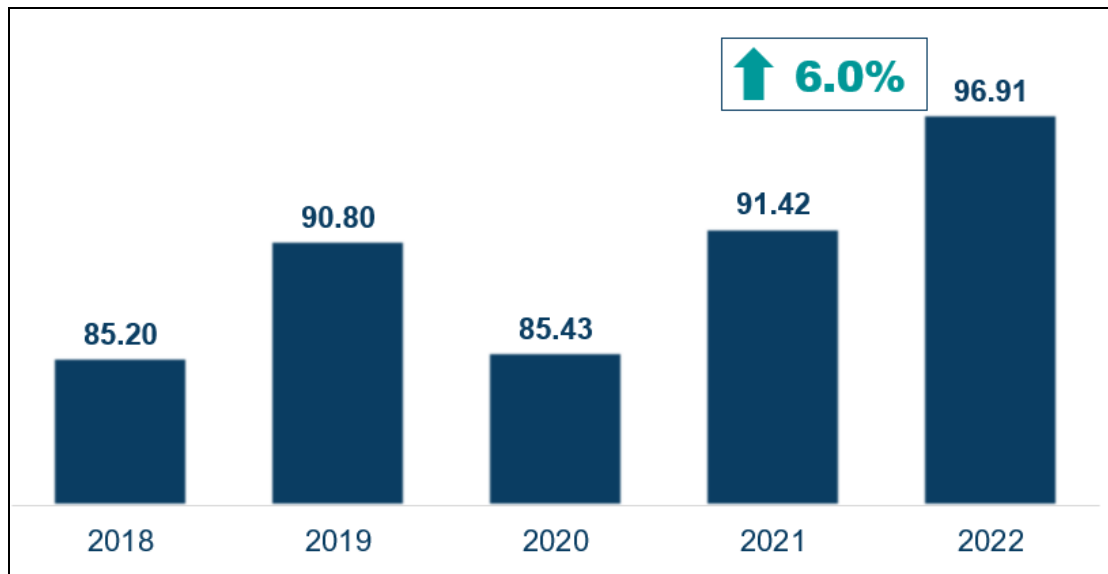


Details may not add up due to rounding.

Source: Philippine Statistics Authority

The Per Capita GDP of Zamboanga del Sur was estimated at 96.91 thousand pesos in 2022, 6.0 percent higher than the 91.42 thousand pesos recorded in 2021. (Figure 6)

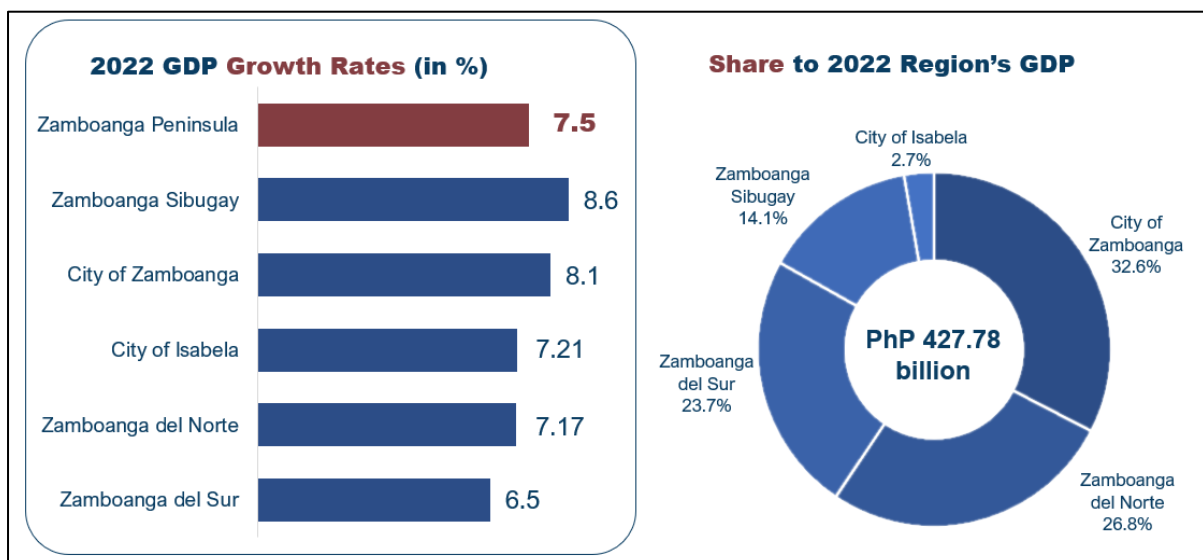
**Figure 6. Per Capita GDP of Zamboanga del Sur
At Constant 2018 Prices, in Thousand PhP: 2018 to 2022**



Source: Philippine Statistics Authority

In 2022, the region’s economy grew by 7.5 percent. Among economies in the region, Zamboanga Sibugay recorded the fastest growth at 8.6 percent. Followed by the City of Zamboanga at 8.1 percent. Zamboanga del Sur, on the other hand, had a growth of 6.5 percent. (Figure 7)

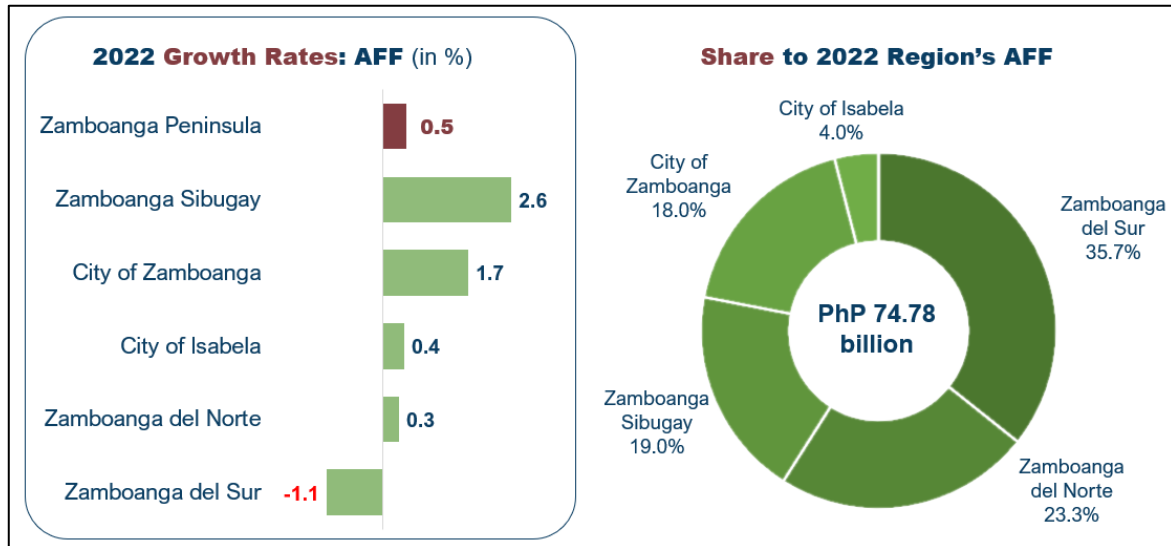
**Figure 7. Comparison of the Economies in Zamboanga Peninsula: 2022
Growth Rates and Share to Regional Economy (in Percent)
At Constant 2018 Prices**



Details may not add up due to rounding.
Source: Philippine Statistics Authority

In 2022, the region's economy was valued at PhP 427.78 billion. Zamboanga City had the biggest share of 32.6 percent. Meanwhile, Zamboanga del Sur had a share of 23.7 percent to the economy of Zamboanga Peninsula. (Figure 7)

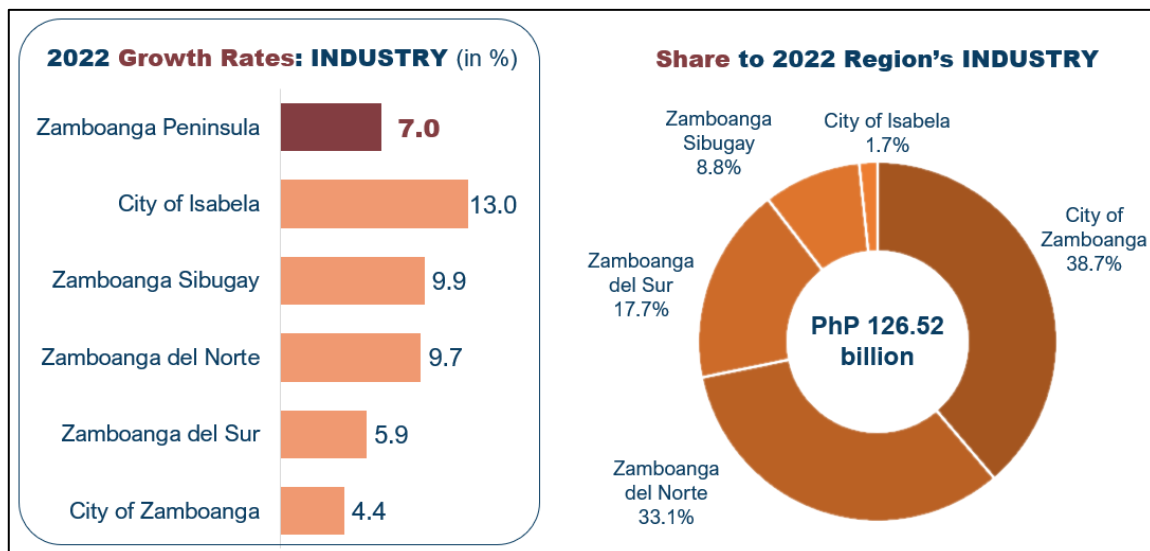
Figure 8. Comparison of AFF of Zamboanga Peninsula: 2022 Growth Rates and Share of Provinces to Regional Economy (in Percent) At Constant 2018 Prices



Source: Philippine Statistics Authority

In terms of Zamboanga Peninsula's total Agriculture, forestry and fishing, the region posted a growth of 0.5 percent. On the other hand, Zamboanga del Sur posted a decline of 1.1 percent. Zamboanga del Sur had the biggest share of 35.7 percent in terms of the share to total AFF in the region, (Figure 8)

Figure 9. Comparison of Industry of Zamboanga Peninsula: 2022 Growth Rates and Share of Provinces to Regional Economy (in Percent) At Constant 2018 Prices

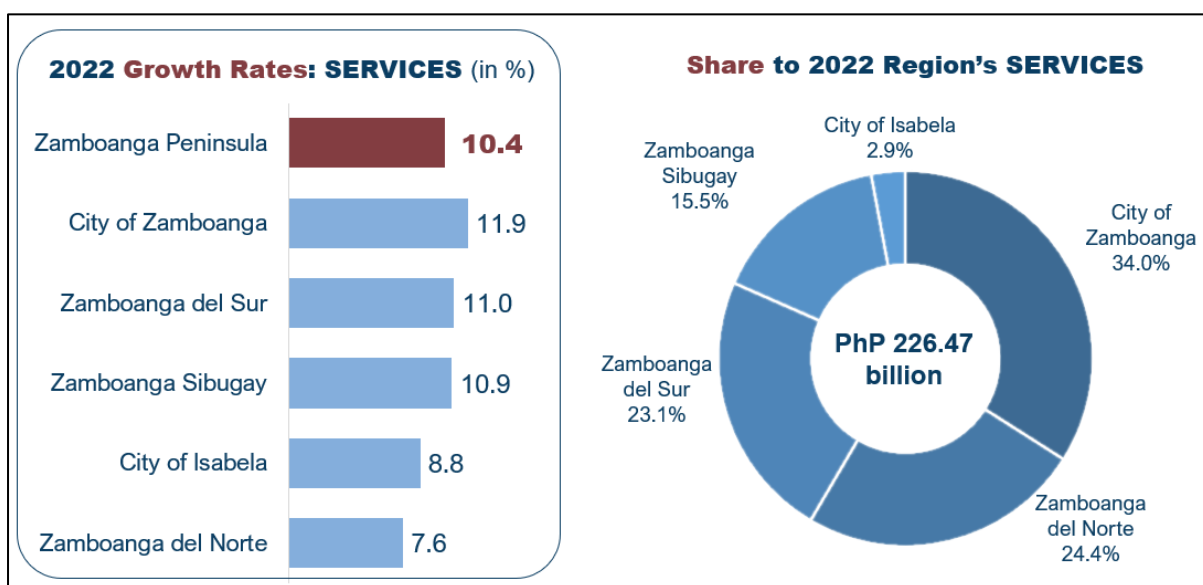


Source: Philippine Statistics Authority

In 2022, the region’s Industry grew by 7.0 percent. The City of Isabela recorded the fastest growth at 13.0 percent. Followed by Zamboanga Sibugay and Zamboanga del Norte with growths of 9.9 percent and 9.7 percent, respectively. Zamboanga del Sur posted a 5.9 percent growth rate.

In terms of the share to total Industry of the region, Zamboanga City had the biggest share of 38.7 percent. Zamboanga del Sur had a share of 17.7 percent. (Figure 9)

Figure 10. Comparison of Services of Zamboanga Peninsula: 2022 Growth Rates and Share of Provinces to Regional Economy (in Percent) At Constant 2018 Prices

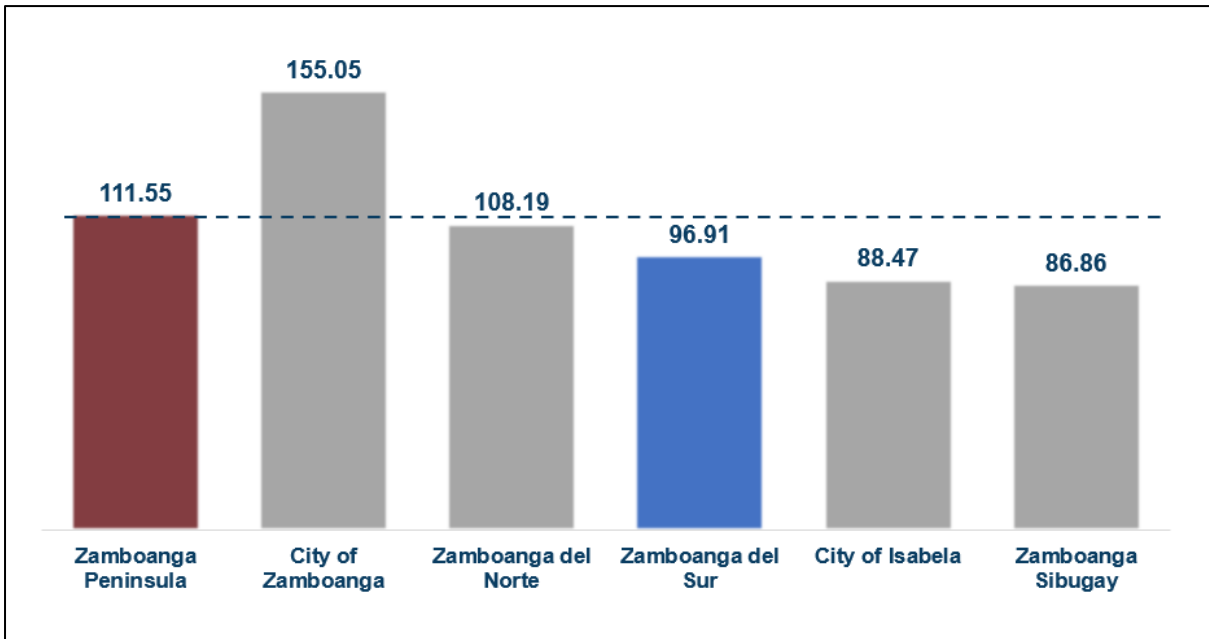


*Details may not add up due to rounding.
Source: Philippine Statistics Authority*

The performance of Services in the region posted a growth of 10.4 percent in 2022. The City of Zamboanga recorded the fastest growth at 11.9 percent, followed by Zamboanga del Sur and Zamboanga Sibugay with growth rates of 11.0 percent and 10.9 percent, respectively.

Zamboanga City had the biggest share of 34.0 percent. Zamboanga del Sur had a share of 23.1 percent. (Figure 10)

**Figure 11. Per Capita GDP of the Economies in Zamboanga Peninsula
At Constant 2018 Prices, in Thousand Php: 2022**



Source: Philippine Statistics Authority

In terms of per capita, Zamboanga City posted a per capita GDP of 155.05 thousand pesos, which is higher than the regional per capita of 111.55 thousand pesos.

Moreover, the other four economies posted per capita lower than the regional per capita. Zamboanga del Sur posted a per capita GDP of 96.91 thousand pesos. (Figure 11)

DIMNA P. BIENES
(Supervising Statistical Specialist)
Officer-in-Charge