

# SPECIAL RELEASE

## 2023 WOMEN AND MEN IN ZAMBOANGA PENINSULA

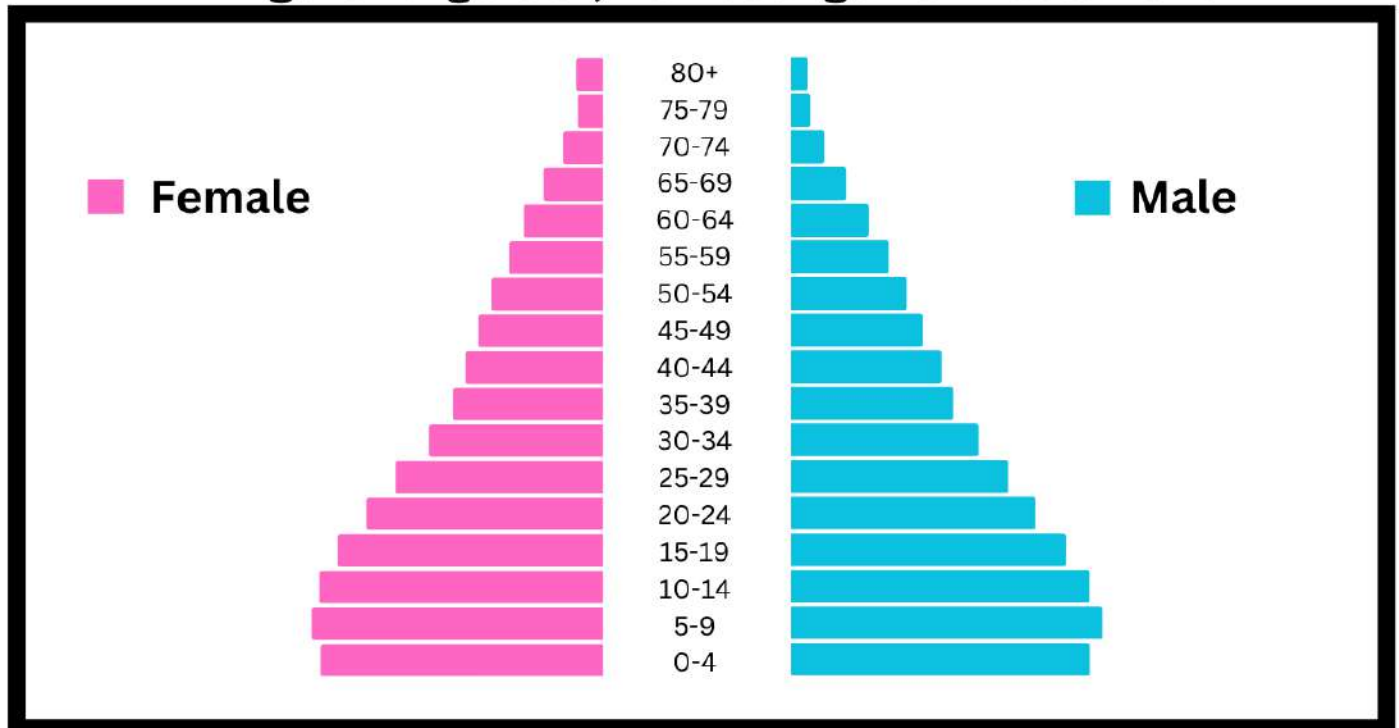
Reference Number: 230900-0668

Release Date: 31 March 2023

The results of the 2020 Census of Population and Housing showed that Zamboanga Peninsula has a relatively young population as depicted by the broad bases of the pyramids representing the provinces of Zamboanga del Norte, Zamboanga del Sur (excluding Zamboanga City) and Zamboanga Sibugay and the cities of Dapitan, Dipolog, Pagadian, Isabela and Zamboanga. The structures of these pyramids show that the bulk of the population is in the ages 15 years old and below, and as the age increases the population count decreases. (Figure 1)

## Population

**Figure 1. Age-Sex, Zamboanga Peninsula 2020**



Source: Philippine Statistics Authority, 2020 Census of Population and Housing

The 2020 Census of Population and Housing (CPH) revealed that Zamboanga Peninsula had a total population of 3,875,576 persons. Of this count, the household population comprised of 3,862,588 persons or 99.7 percent of the total population.

In 2020 Census of Population and Housing, the ratio of men to women was 103.7, which indicates that there were more men than women in the region. This is true among the ages under 1 to 59 years old. But the number of women was higher than men among 65 to 79 and 80 years old and over. It also portrayed that the highest population count was among the 5-9 years age group with 442,916 (11.6 percent of the total household population) persons and the lowest was among the 80 years age group with 31,010 (0.80 percent of the total household population) (Table 1).

**Figure 2. Ages 15-24, Zamboanga Peninsula 2020**



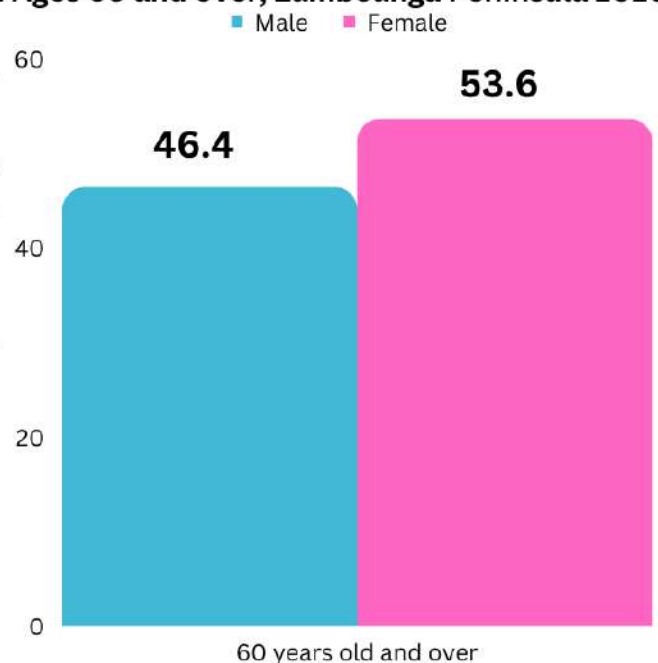
**Youth Household Population**

The youth or household population aged 15 to 24 years old in Region IX in 2020 consisted of 368,537 women and 380,714 men. About 194,801 or 52.9 percent of female youths and 201,572 or 52.9 percent of the male youths were in the 15-19 year age bracket. (Table 1)

**Senior Citizens**

In Zamboanga Peninsula, female senior citizens accounted for 8.8 percent of the total female household population of 1,896,387 and the senior men accounted for 7.3 percent of the total male household population of 1,966,201 in 2020. This translates to a total of 311,360 senior citizens who live in the region. Of this number, 53.6 percent or 166,885 were women and 46.4 percent or 144,475 were men. For the group of senior citizen, women outnumbered men. Senior Citizen is defined as any person aged Sixty (60) years and over. (Table 1).

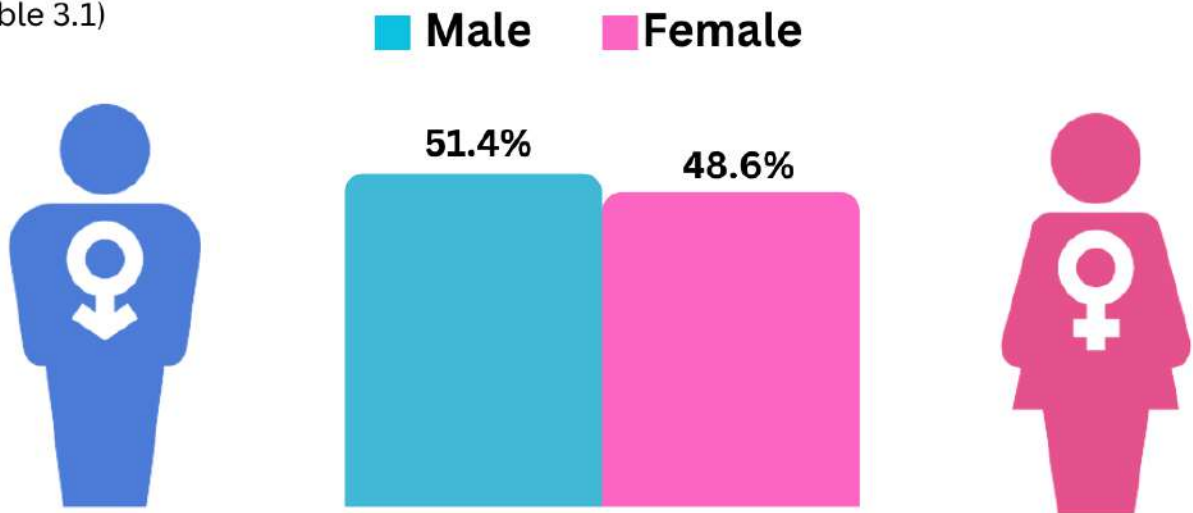
**Figure 3. Ages 60 and over, Zamboanga Peninsula 2020**



# Vital Statistics


## Registered Livebirths

As of October 2022, the Philippine Statistics Authority (PSA) reported that more males than females were born in Region IX, including Isabela City, in 2022. A total of 15,060 males and 14,231 females were registered during the year. This indicates that there were 51.4 percent males and 48.6 percent females for every 100 livebirths. (Table 3.1)



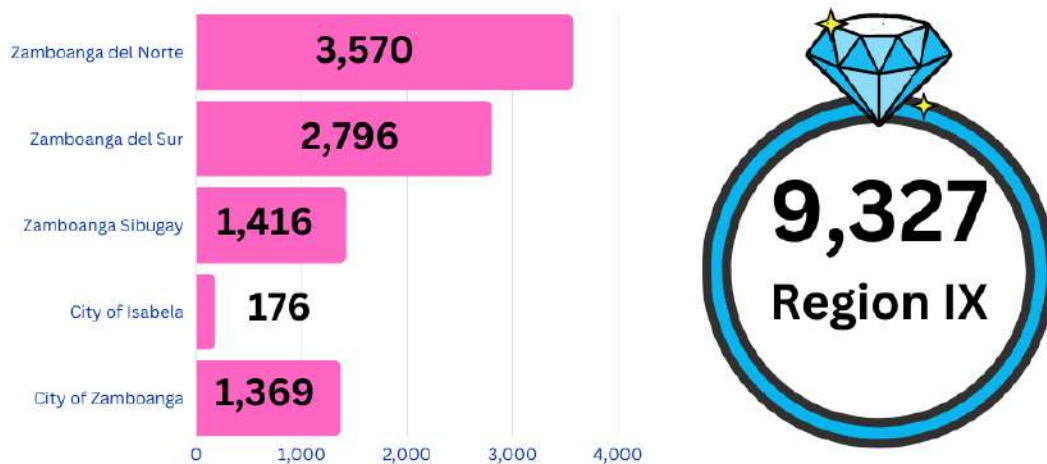
## Registered Deaths

As of October 2022, there were 7,279 men and 5,505 women reported deaths in Region IX including Isabela City. About 56.9 percent of the deaths were males and the remaining 43.1 percent were females (Table 3.2).



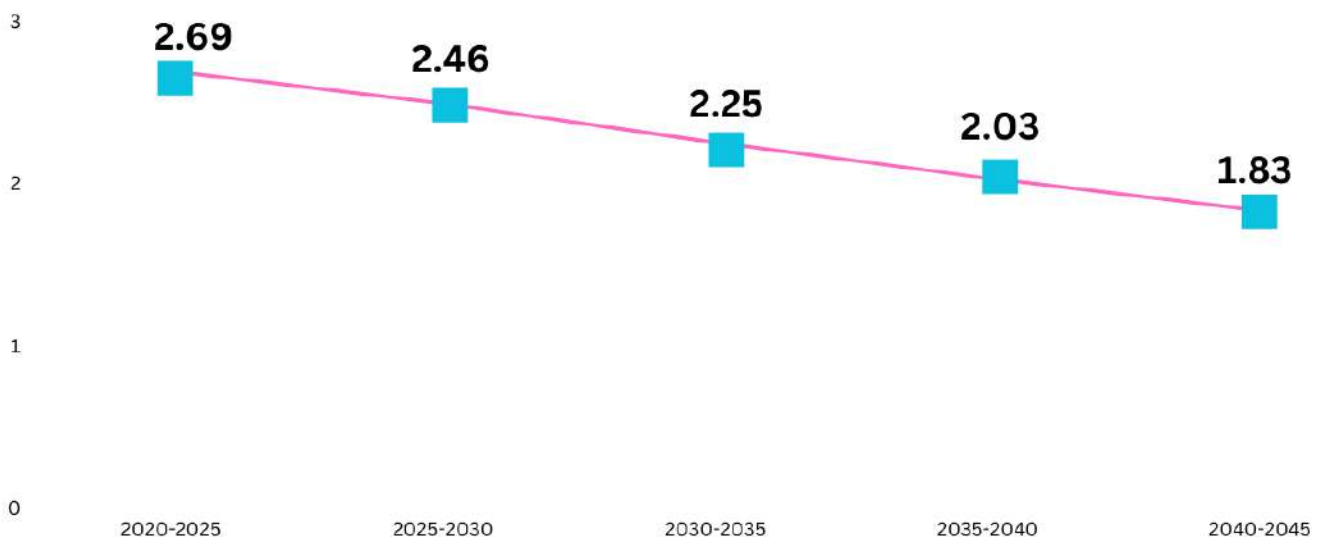
## Marriage

The number of marriages in Zamboanga Peninsula registered 9,327 as of 31 October 2022. Among the provinces, including the City of Zamboanga and City of Isabela, Zamboanga del Norte had the highest number of marriages in the region with 3,570 registered marriages while the least number of marriages was from the City of Isabela consisting of 176 registered marriages. (Table 3.3)



## Projected Total Fertility Rates

Based on the 2010 Census-Based National, Regional and Provincial Population Projections (2010 CBNRPPP), the average number of children born alive to a woman by the end of her reproductive years was 2.69 for the period 2020-2025. Fertility remained relatively high although it was projected to decline to 1.83 by the end of the period 2040-2045.



# Employment

**Table 2.1 EMPLOYMENT INDICATORS OF WOMEN AND MEN AGED 15 YEARS AND OVER, REGION IX: APRIL 2020 and 2021 (In thousands)**

As of April 2021, unemployment rate among women in Zamboanga Peninsula was 0.9 percent, lower by 7.3 percentage points compared to the April 2020 figure. While among men in Zamboanga Peninsula, unemployment rate was recorded at 1.3 percent which was lower by 15.2 percentage points compared to the April 2020 result. It can be noted that in April 2021, men had a higher level of unemployment rate than women in Zamboanga Peninsula.

Employment Indicator	April 2020		April 2021	
	Women	Men	Women	Men
Labor Force Participation Rate (%)	34.8	65.2	40.0	60.0
Unemployment Rate (%)	8.2	16.5	0.9	1.3
Total in the Labor Force	455	851	679	1,019
Total Not in the Labor Force	781	426	268	564
Working Age Population	1,236	1,277	1,242	1,288

**Table 2.2 Women and Men by Occupation Group, Region IX: April 2021**

Region and Major Occupation Group	Total	Women	Men
Region IX (Zamboanga Peninsula)	1,643	657	986
Total	100.0	100.0	100.0
Managers	7.9	9.0	7.1
Professionals	5.4	8.7	3.1
Technicians and associate professionals	1.9	2.2	1.7
Clerical support workers	2.9	3.1	2.7
Service and sales workers	13.8	22.0	8.4
Skilled agricultural, forestry and fishery workers	20.0	12.4	25.1
Craft and related trades workers	4.3	0.8	6.6
Plant and machine operators and assemblers	3.9	0.3	6.3
Elementary occupations	39.4	41.2	38.2
Armed forces occupations	0.4	0.1	0.7



Majority of the professionals, and service and sales workers were women.

Managers, technicians and associate professionals, clerical support workers, skilled agricultural, forestry, and fishery workers, craft and related trades workers; plant and machine operators and assemblers, elementary occupations and armed forces occupations were dominated by men.

## Statistical Tables

**Table 1. Household Population by Age group and Sex:Region IX, 2020**

Age Group, Region	Both Sexes	Men	Women
Region IX	3,862,588	1,966,201	1,896,387
0 - 4	426,337	218,870	207,467
5 - 9	442,916	228,622	214,294
10 - 14	426,881	218,525	208,356
15 - 19	396,373	201,572	194,801
20 - 24	352,878	179,142	173,736
25 - 29	311,168	158,932	152,236
30 - 34	264,437	136,875	127,562
35 - 39	228,066	118,530	109,536
40 - 44	210,498	109,718	100,780
45 - 49	186,783	95,991	90,792
50 - 54	165,651	84,151	81,500
55 - 59	139,240	70,798	68,442
60 - 64	113,784	56,128	57,656
65 - 69	82,846	39,932	42,914
70 - 74	51,947	23,330	28,617
75 - 79	31,773	13,469	18,304
80 years and over	31,010	11,616	19,394

Source: Philippine Statistics Authority, 2020 Census of Population and Housing



## Number of Registered Vital Events: Region IX

**Table 3.1 Number of Live Births by Sex\***

REGION, PROVINCE, HIGHLY URBANIZED CITY	Both Sexes	Male	Female
REGION IX (ZAMBOANGA PENINSULA)	49,685	25,813	23,872
ZAMBOANGA DEL NORTE	13,614	7,045	6,569
ZAMBOANGA DEL SUR	14,157	7,368	6,789
ZAMBOANGA SIBUGAY	8,264	4,348	3,916
CITY OF ISABELA	1,054	549	505
CITY OF ZAMBOANGA	12,596	6,503	6,093

(Preliminary as of 31 October 2022)

Source: Philippine Statistics Authority, Civil Registration Service, Vital Statistics Division

\* Includes babies born in the Philippines whose mother's usual residence is in a foreign country.

**Table 3.2 Number of Registered Deaths by Sex\*\***

REGION, PROVINCE, HIGHLY URBANIZED CITY	Both Sexes	Male	Female
REGION IX (ZAMBOANGA PENINSULA)	28,783	16,027	12,756
ZAMBOANGA DEL NORTE	7,912	4,405	3,507
ZAMBOANGA DEL SUR	7,867	4,371	3,496
ZAMBOANGA SIBUGAY	4,319	2,444	1,875
CITY OF ISABELA	675	374	301
CITY OF ZAMBOANGA	8,010	4,433	3,577

(Preliminary as of 31 October 2022)

Source: Philippine Statistics Authority, Civil Registration Service, Vital Statistics Division

\*\* Includes persons who died in the Philippines whose usual residence is in a foreign country.



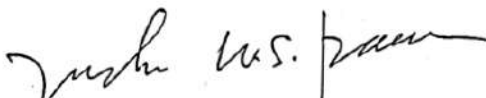
**Table 3.3 Number of Marriages**

<b>Region, Province, Highly Urbanized City</b>	<b>Number of Marriages</b>
Region IX (Zamboanga Peninsula)	9,327
Zamboanga del Norte	3,570
Zamboanga del Sur	2,796
Zamboanga Sibugay	1,416
City of Isabela	176
City of Zamboanga	1,369

**(Preliminary as of 31 October 2022)**

**Source: Philippine Statistics Authority, Civil Registration Service, Vital Statistics Division**

In support of the celebration of Women’s Month every March, the Philippine Statistics Authority RSSO-IX issues a special release on Women and Men in Zamboanga Peninsula. This special release presents latest available data from latest census and various surveys of Philippine Statistics Authority (PSA) and other data sources from various government agencies.

  
**MEWCHUN WS. PAMARAN**  
Regional Director