

SPECIAL RELEASE

HIGHLIGHTS ON 2021 MARRIAGE STATISTICS

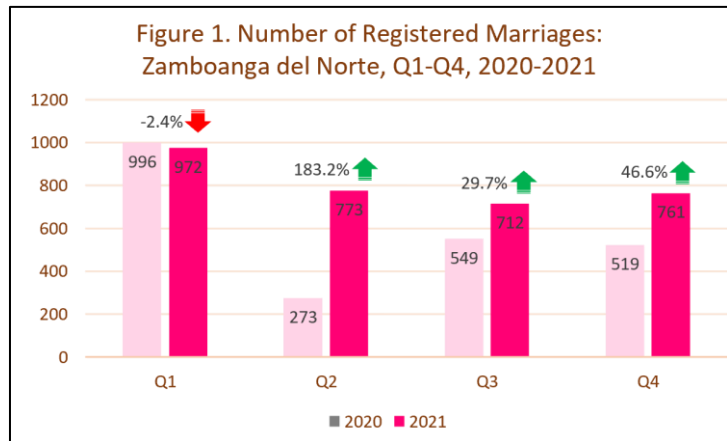
Date of Release: 14 September 2022

Reference No. PSA ZDN 2022-006

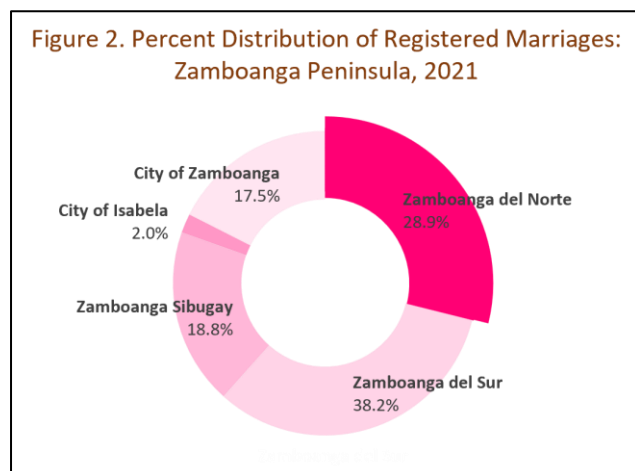
2021 Zamboanga del Norte Registered Marriages increased by 37.7%

The total number of registered marriages for the year 2021 in Zamboanga del Norte reached 3,218. It reflects a 37.7% increase from the previous year's total of 2,337 registered marriages.

The first quarter (January to March) of 2021 recorded the highest number of registered marriages contributing 972 or 30.2% to the total. However, it had a 2.4% decrease from the same quarter of last year's figure of 996. The second quarter (April to June) followed with 773 registered marriages contributing 24% to the total. It had a 182.3% increase from the same quarter of the last year's figure of 273, which was the biggest percent change among all quarters of 2021 (see Figure 1).

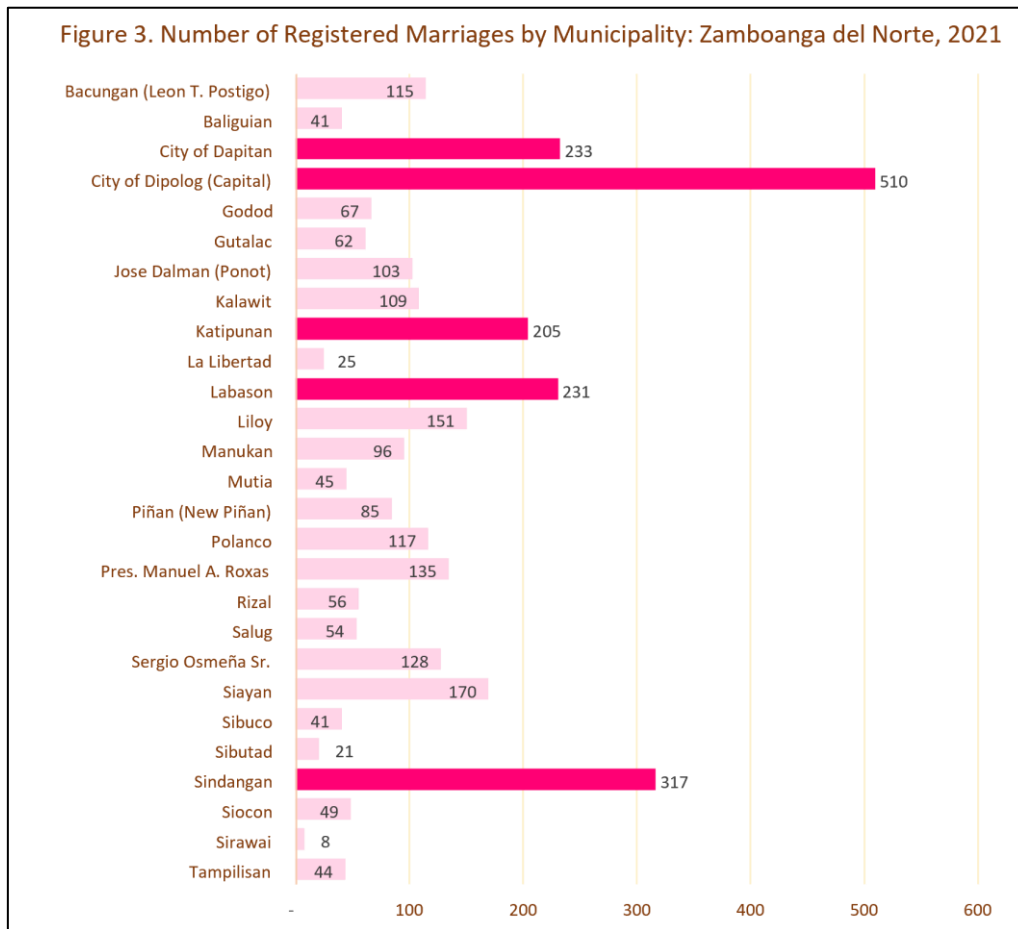


Moreover, March had the highest number of registered marriages contributing 401 or 12.5% to the total (see Table 2). Approximately 13 marriages occurred daily in the month of March. On the other hand, June recorded the least number of marriages contributing 168 or 5.2% to the total, with a daily average of 6 marriages.




As shown in Figure 2, Zamboanga del Norte contributed 28.9% to the total recorded marriages in Region IX. The province was ranked behind Zamboanga del Sur, which had the biggest share of registered marriages contributing 38.2% to the regional total

of 11,150. Meanwhile, the City of Isabela contributed the lowest share of marriages with only 2%.



Focusing on Zamboanga del Norte, Figure 3 shows that the City of Dipolog recorded the highest number of registered marriages in 2021 with 510, followed by the Sindangan with 317; City of Dapitan with 233; Labason with 231; and Katipunan with 205. Approximately 2 out of 5 marriages occurred in these five cities/municipalities. Meanwhile, the municipality of Sirawai had the least number of registered marriages in 2021 with only 8 records.


MA. LILA D. DAAN
 Chief Statistical Specialist


 SCB/aot

TECHNICAL NOTES

Vital statistics are derived from information obtained at the time when the occurrences of vital events and their characteristics are inscribed in a civil register. Vital acts and events are the births, deaths, fetal deaths, marriages, and all such events that have something to do with an individual's entrance and departure from life together with the changes in civil status that may occur to a person during his lifetime.

Marriage is a special contract of permanent union between a man and a woman entered into in accordance with law for the establishment of conjugal and family life.

Source: [https://psa.gov.ph/civil registration/technical-notes-vital statistics](https://psa.gov.ph/civil-registration/technical-notes-vital-statistics)

STATISTICAL TABLES

Table 1. Number of Registered Births in Zamboanga del Norte
by Q1-Q4: 2020-2021

	2020	2021	Percent Change (2020- 2021)	Percent Distribution (2021)
Q1	996	972	-2.4%	30.2%
Q2	273	773	183.2%	24.0%
Q3	549	712	29.7%	22.1%
Q4	519	761	46.6%	23.6%
TOTAL	2,337	3,218	37.7%	100.0%
<i>Source: Philippine Statistics Authority, Vital Statistics</i>				

Table 2. Number of Registered Marriages in Zamboanga del Norte
by Month of Occurrence: 2021

2021	No. of Marriages	Percent Distribution	2021	No. of Marriages	Percent Distribution
January	1,108	34.4%	August	834	25.9%
February	1,025	31.9%	September	722	22.4%
March	1,244	38.7%	October	924	28.7%
April	1,062	33.0%	November	737	22.9%
May	1,022	31.8%	December	922	28.7%
June	523	16.3%			
July	1,027	31.9%	TOTAL	3,218	100.0%
<i>Source: Philippine Statistics Authority, Vital Statistics</i>					

Table 3. Number of Registered Marriages in Zamboanga Peninsula
by Province: 2021

	2021	Percent Distribution
Zamboanga del Norte	3,218	28.9%
Zamboanga del Sur	3,652	32.8%
Zamboanga Sibugay	2,096	18.8%
City of Isabela	228	2.0%
City of Zamboanga	1,956	17.5%
TOTAL	11,150	100.0%
<i>Source: Philippine Statistics Authority, Vital Statistics</i>		

Table 4. Number of Registered Marriages in Zamboanga del Norte
by Municipality: 2021

	2021	Percent Distribution		2021	Percent Distribution
Bacungan (Leon T. Postigo)	115	3.6%	Piñan (New Piñan)	85	2.6%
Baliguian	41	1.3%	Polanco	117	3.6%
City of Dapitan	233	7.2%	Pres. Manuel A. Roxas	135	4.2%
City of Dipolog (Capital)	510	15.8%	Rizal	56	1.7%
Godod	67	2.1%	Salug	54	1.7%
Gutalac	62	1.9%	Sergio Osmeña Sr.	128	4.0%
Jose Dalman (Ponot)	103	3.2%	Siayan	170	5.3%
Kalawit	109	3.4%	Sibuco	41	1.3%
Katipunan	205	6.4%	Sibutad	21	0.7%
La Libertad	25	0.8%	Sindangan	317	9.9%
Labason	231	7.2%	Siocon	49	1.5%
Liloy	151	4.7%	Sirawai	8	0.2%
Manukan	96	3.0%	Tampilisan	44	1.4%
Mutia	45	1.4%	TOTAL	3,218	100.0%
<i>Source: Philippine Statistics Authority, Vital Statistics</i>					